



# MONTHLY MAJOR CRIMES ANALYSIS

## JULY 2019

**BELIZE CRIME OBSERVATORY**  
National Security Council Secretariat  
Ministry of National Security (Home Affairs)



# Crime Analysis Report

PERIOD: 1<sup>st</sup> – 31<sup>st</sup> July 2019



## SUMMARY

For the month of July 2019, **132** major crimes were reported by the Belize Police Department. This represents a decline of roughly 3% over the same month last year, when 136 incidents were reported. Although total major crime incidents since the year began have declined by 16% when compared with the same period in 2018 (down from 829 to **696**), there has been a general upward trajectory over the past 5 months (March to July 2019).

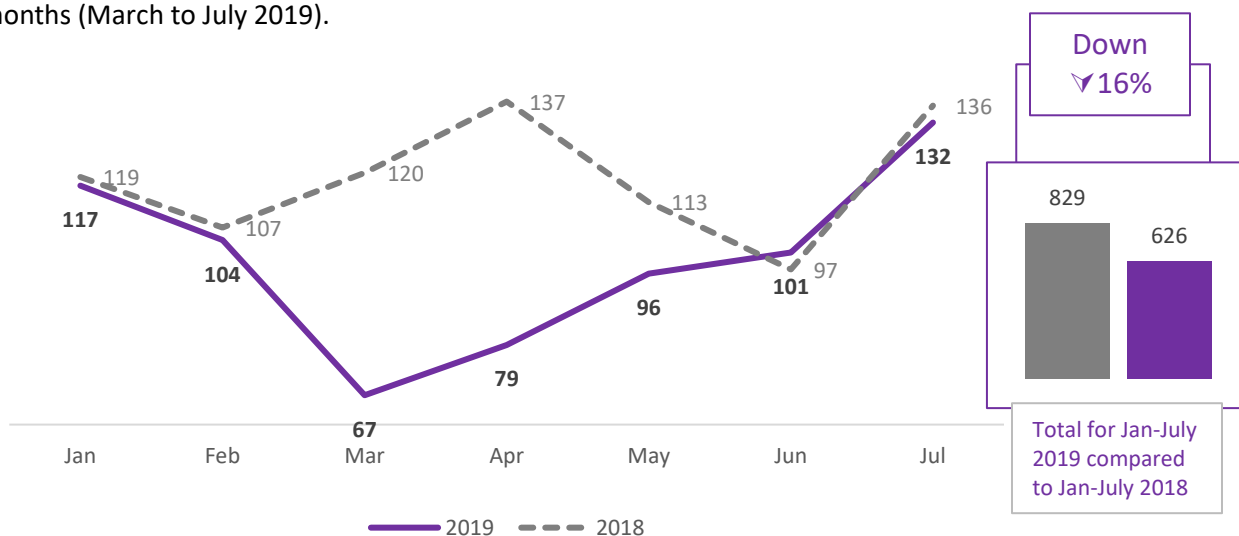


Chart A: Trend in Major Crime Incidents for January to July 2019, compared with the same period in 2018.  
(Data source: Belize Police Department, Joint Intelligence Coordinating Center)

The Belize District (which accounts for 30% of the national population, based on mid-year 2019 estimates by the Statistical Institute of Belize ) accounted for about a third of the major crimes recorded during the month of July 2019, and about 4 in every 10 incidents recorded since the year began.

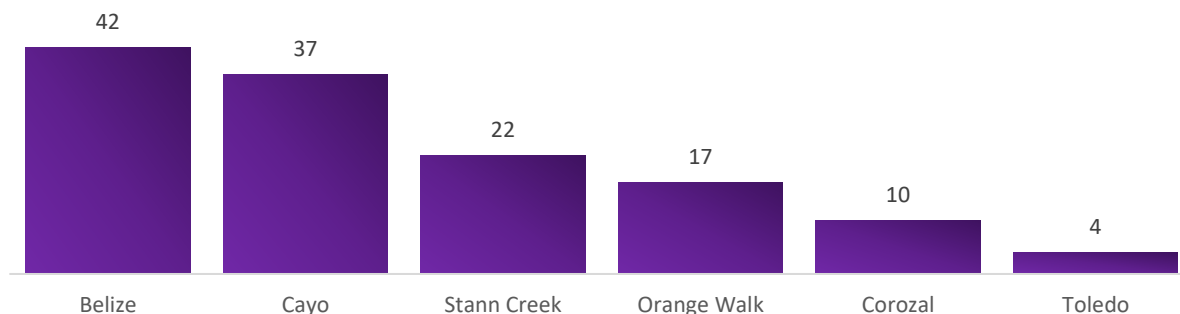


Chart B: Number of Major Crimes by District for July 2019.  
(Data source: Belize Police Department, Joint Intelligence Coordinating Center)

# Crime Analysis Report

PERIOD: 1<sup>st</sup> – 31<sup>st</sup> July 2019

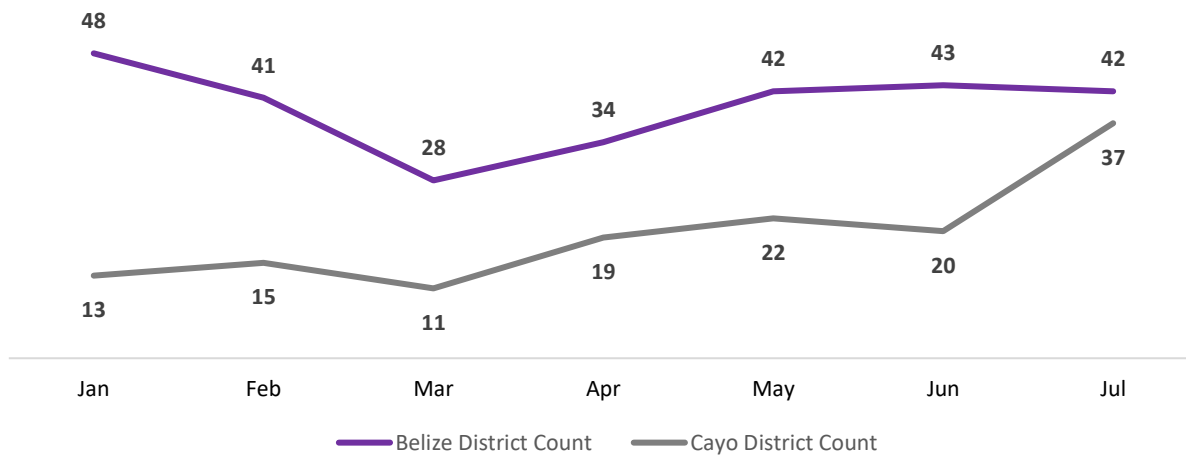


Chart C: Major Crime Trends for the Belize and Cayo Districts (January to July 2019)

(Data source: Belize Police Department, Joint Intelligence Coordinating Center)

There was a notable spike in major crime reports in the Cayo District (the second largest district) for July 2019, while total major crimes reported in the Belize District have remained virtually unchanged over the past three months.

The number of reports of murder and major theft (of items valued BZ\$5,000 and above) were the same as July 2018; reports of robbery and rape were down, while reports of burglary and unlawful sexual intercourse were up.

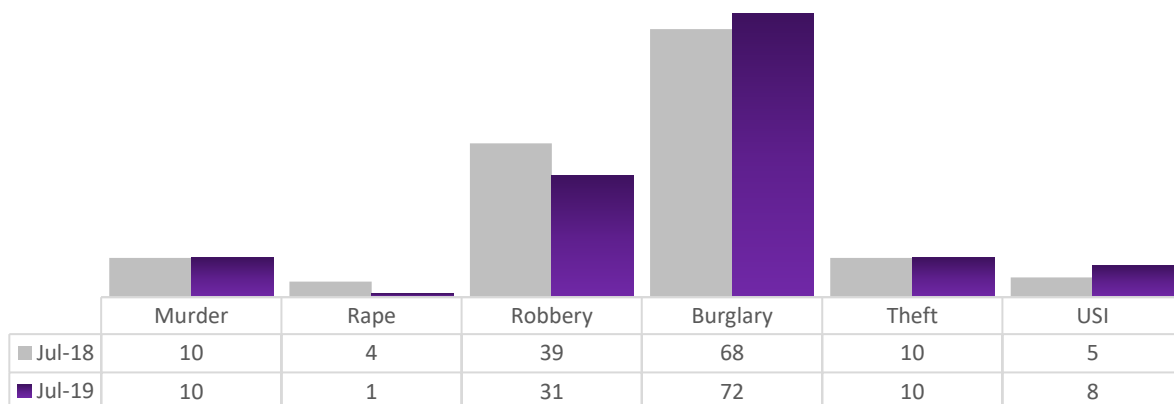


Chart D: Major Crime Reports by Category for July 2019 compared with July 2018.

(Data source: Belize Police Department, Joint Intelligence Coordinating Center)

# Crime Analysis Report

PERIOD: 1<sup>st</sup> – 31<sup>st</sup> July 2019



The northern districts of Corozal and Orange Walk were the only districts to report an increase in major crime incidents for the period January to July 2019 when compared with the same time last year. Orange Walk recorded a substantial increase of 41.54%, year-on-year. Meanwhile, the Belize District recorded the largest decrease of 28.72%. All police formations/precincts outside the northern zone have recorded a decrease, year-on-year.

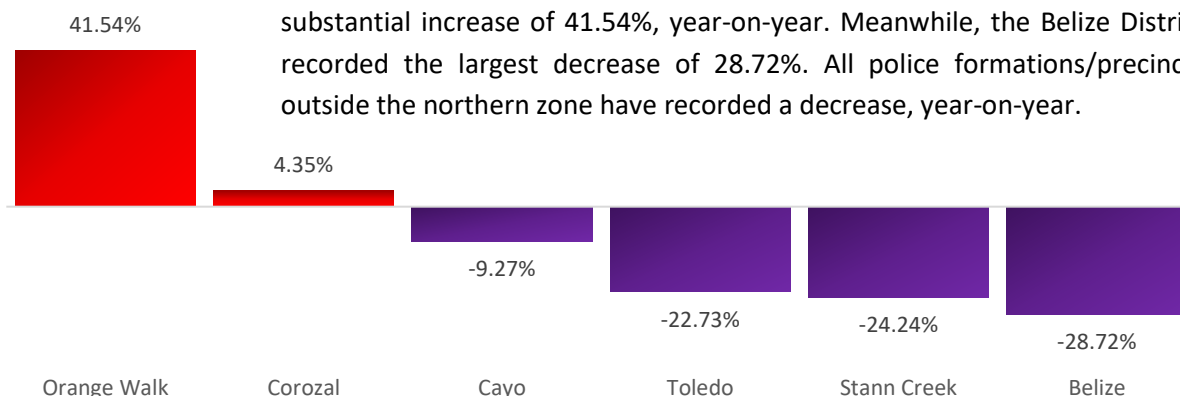
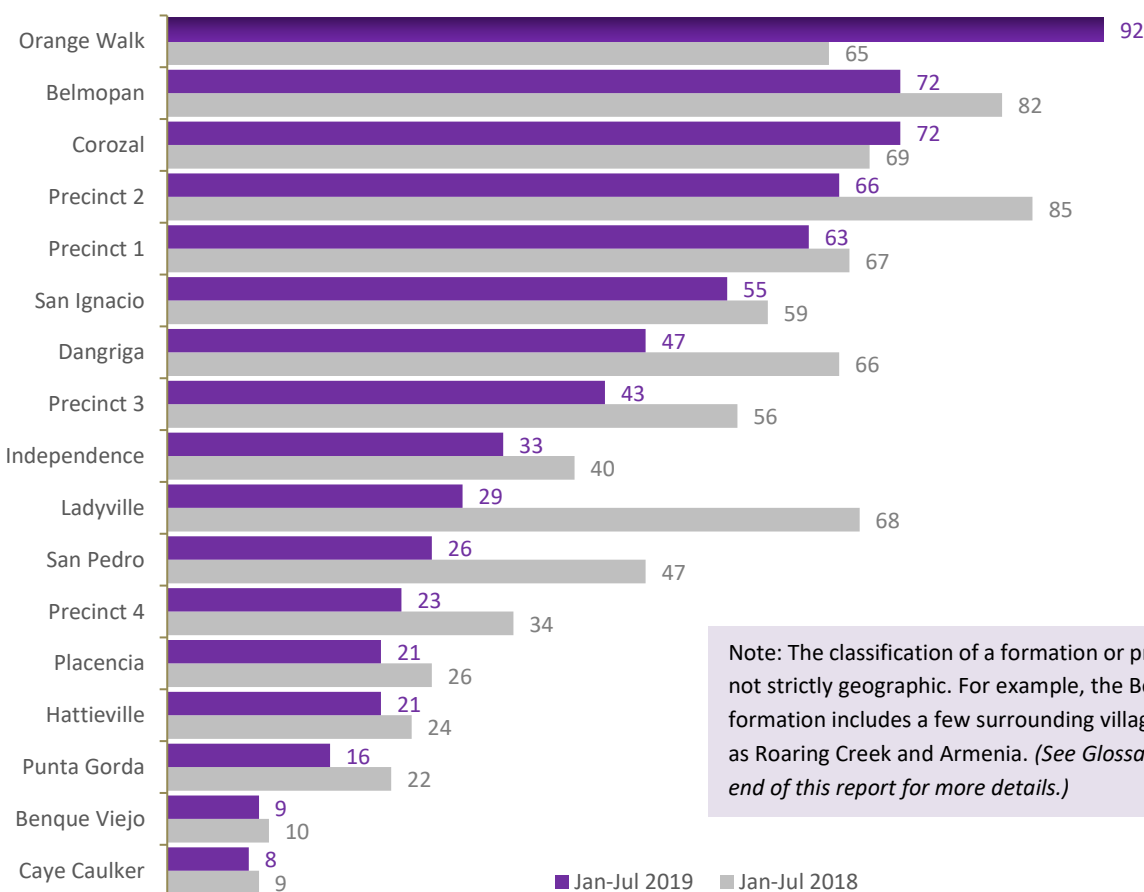


Chart E: Percent Change in Total Major Crimes recorded By District for January to July 2019

(Data source: Belize Police Department, Joint Intelligence Coordinating Center)



Note: The classification of a formation or precinct is not strictly geographic. For example, the Belmopan formation includes a few surrounding villages, such as Roaring Creek and Armenia. (See Glossary at the end of this report for more details.)

Chart F: Total Major Crimes recorded by Police Formation/Precinct for Jan-Jul 2019 compared with Jan-Jul 2018

(Data source: Belize Police Department, Joint Intelligence Coordinating Center)

# Crime Analysis Report

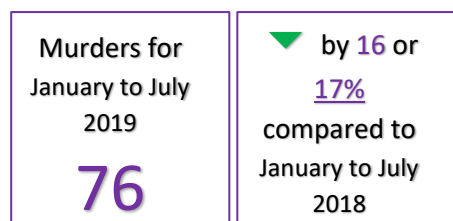
PERIOD: 1<sup>st</sup> – 31<sup>st</sup> July 2019



## MURDER



Whereas 90% of murders in June 2019 happened in the Belize District, there was a cooling off in that district in July. The murder count for the district went down from 16 to 4, with those 4 murders reported by Belize City police.



The Belmopan Formation recorded three murders, Dangriga two and Orange Walk one.

For the period January to July 2019, 76 murders were recorded, down from 92 for the same time last year. This represents a decline of 16 (or 17%.) The greatest decline was reported in Precinct 1, down from 22 to 8 (or 64%) for the first 7 months of the year.

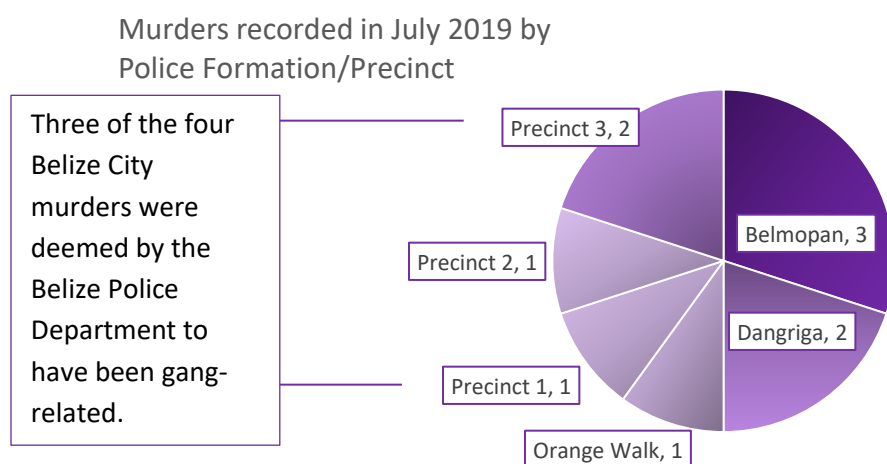


Chart G: Total Murders recorded by Police Formation/Precinct for July 2019.

(Data source: Belize Police Department, Joint Intelligence Coordinating Center)

# Crime Analysis Report

PERIOD: 1<sup>st</sup> – 31<sup>st</sup> July 2019

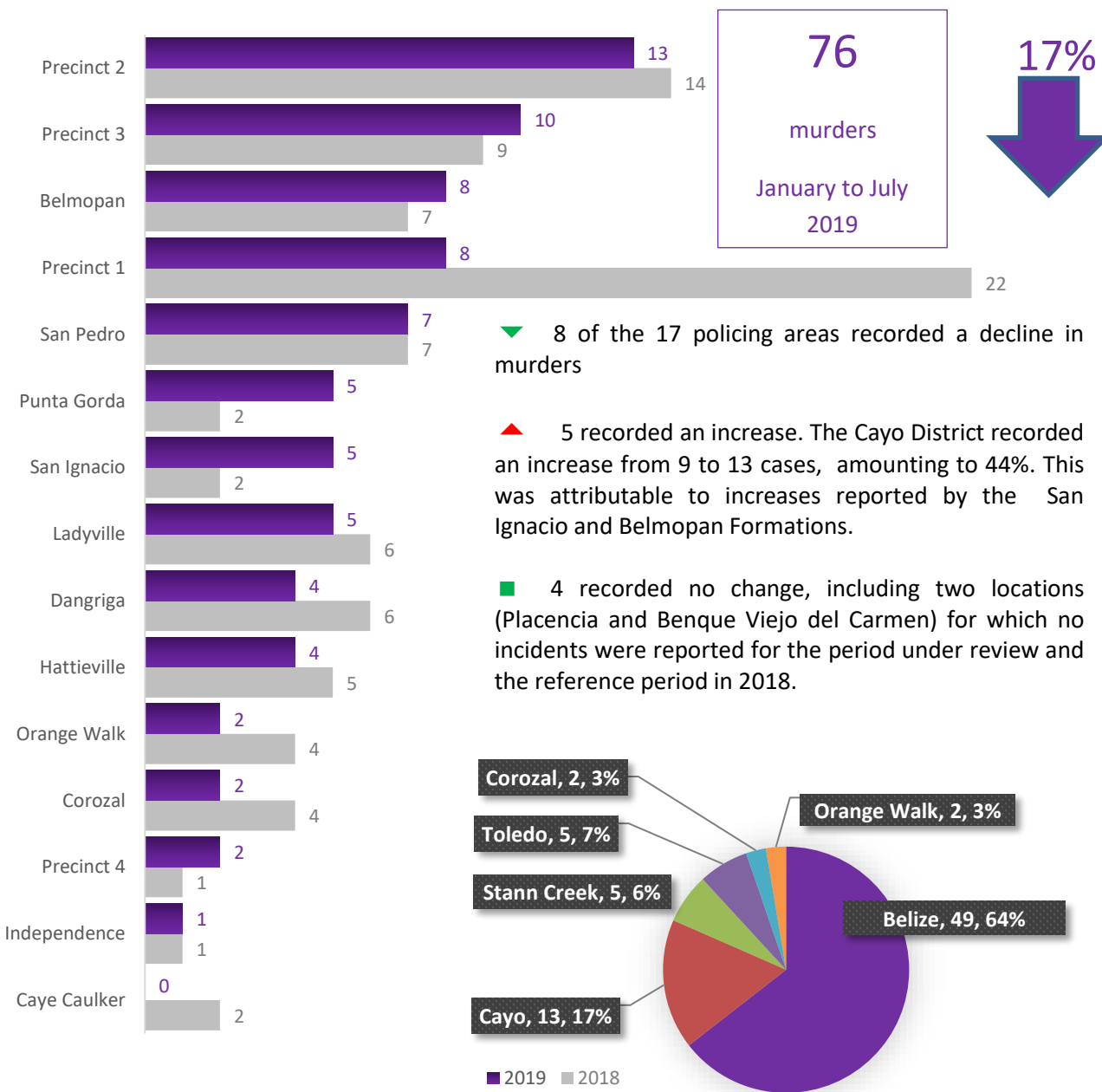


Chart H: Total Murders recorded by Police Formation/Precinct for Jan-July 2019, compared to Jan-Jul 2018.  
(Data source: Belize Police Department, Joint Intelligence Coordinating Center)

# Crime Analysis Report

PERIOD: 1<sup>st</sup> – 31<sup>st</sup> July 2019



## SHOOTINGS

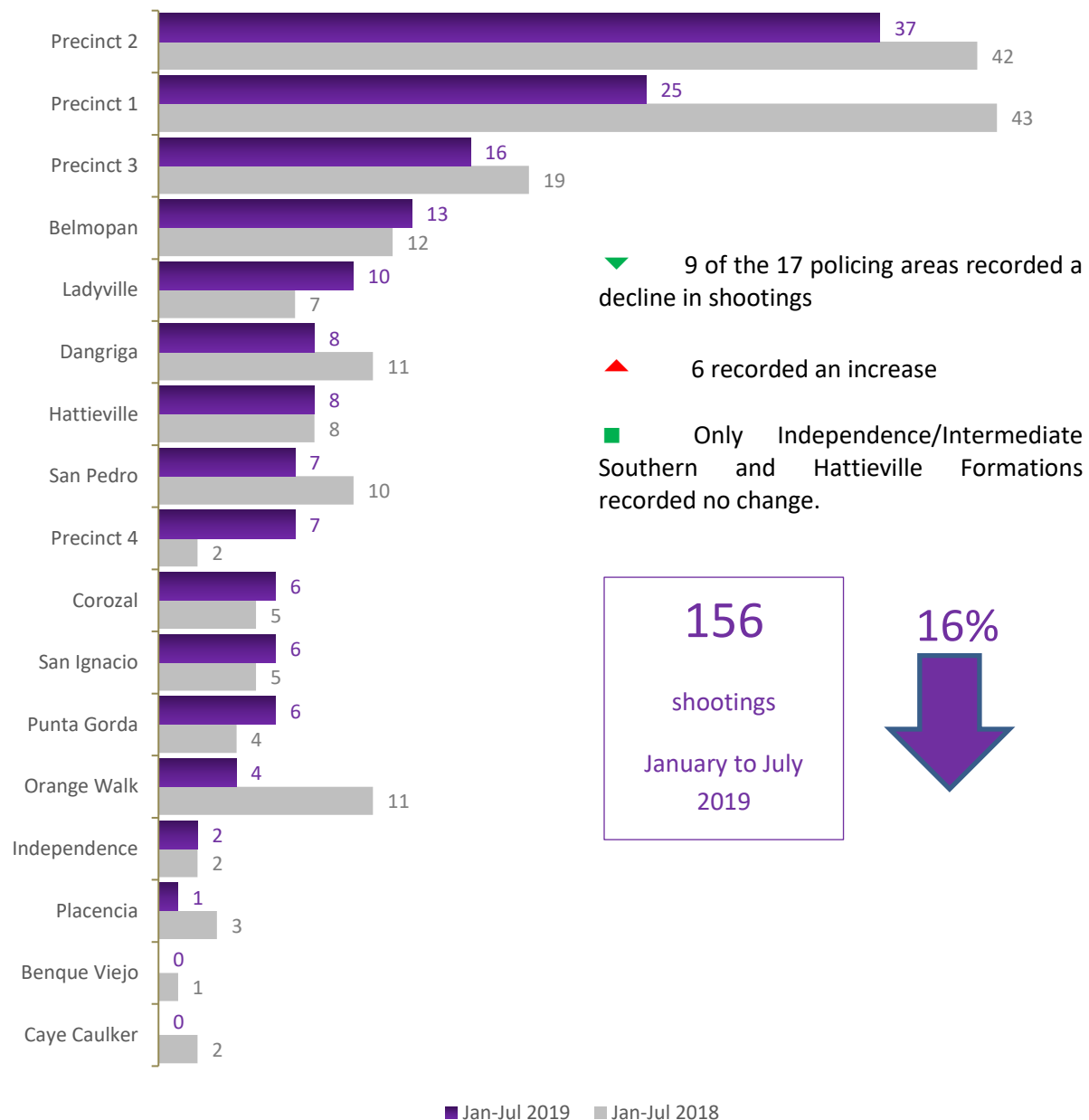


Chart I: Total Shootings recorded by Police Formation/Precinct for Jan-July 2019, compared to Jan-Jul 2018.

(Data source: Belize Police Department, Joint Intelligence Coordinating Center)

# Crime Analysis Report

PERIOD: 1<sup>st</sup> – 31<sup>st</sup> July 2019



## PROPERTY CRIMES

There were **113** property crimes recorded during July 2019, down from 117 in July 2018. For the first seven months of the year, **560** property crimes were recorded in the major crimes category, excluding theft of items valued at below BZ\$5,000.

About **9 out of every 10** major crimes reported are property crimes.

**Orange Walk** is the only district to have reported an increase in property crimes for the period under review, from 58 for January to July 2018 to 81 for January to July 2019. This amounted to a **40%** increase, mostly attributable to robberies and burglaries. Conversely, the **Belize District** recorded a **32%** decline in property crime reports

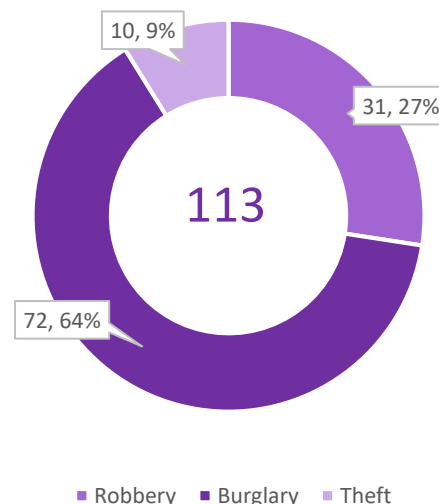


Chart J: Property Crimes by Type for July 2019.  
(Data source: Belize Police Department, Joint Intelligence Coordinating Center)

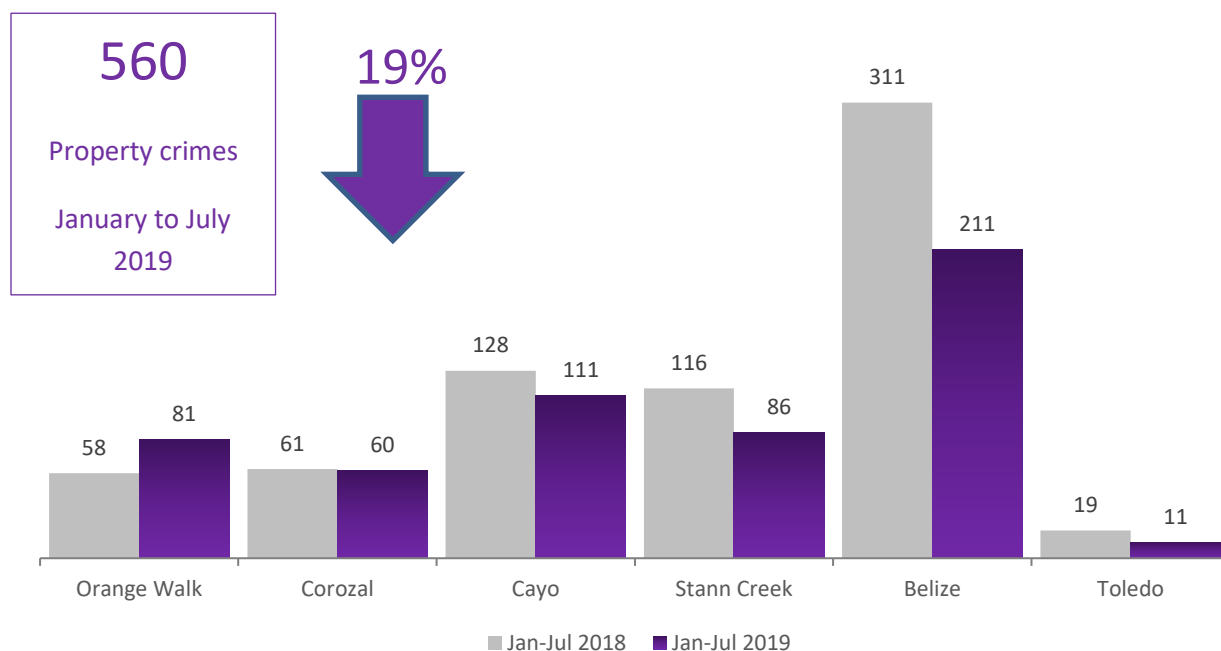


Chart K: Number of Property Crimes by District (Jan-Jul 2019).

(Data source: Belize Police Department, Joint Intelligence Coordinating Center)



# Crime Analysis Report

PERIOD: 1<sup>st</sup> – 31<sup>st</sup> July 2019



## SEXUAL VIOLENCE

Unlawful Sexual Intercourse: 8 reports for July 2019. 40 cases for January to July 2019.



Sexual violence (rape and unlawful sexual intercourse) were the only types of major crimes that recorded an overall increase for the first 7 month of 2019. Reports of rape were up from 10 to 20, while reports of unlawful sexual intercourse were up from 34 to 40.

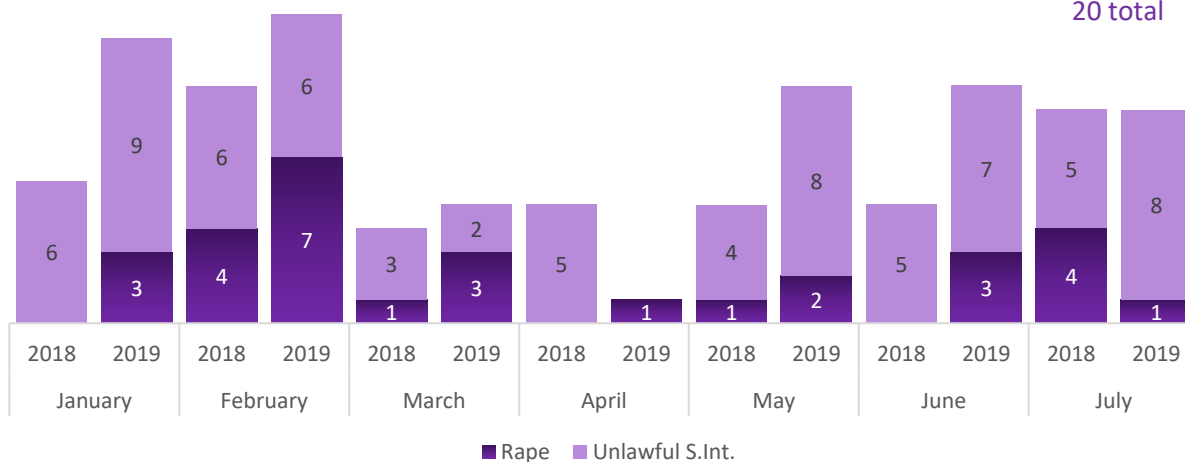
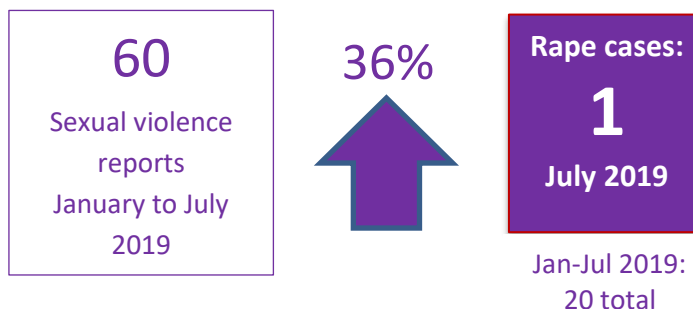


Chart L: Total Cases of Sexual Violence (Rape and Unlawful Sexual Intercourse) recorded for Jan-July 2019, compared to Jan-Jul 2018.

(Data source: Belize Police Department, Joint Intelligence Coordinating Center)

# Crime Analysis Report

PERIOD: 1<sup>st</sup> – 31<sup>st</sup> July 2019



## Gang-Related Major Crimes

During July 2019, at least 10 gang-related major crime incidents were reported in Belize City, as well as 5 shooting incidents. (See *disaggregation of gang-related major crime incidents below.*) Additionally, one gang-related incident of manslaughter was reported.



Apart from the above listed major crimes, there were several reported incidents of shootings, and incidents of aggravated assault with a gun or knife that were also deemed to have been gang-related. Compared with June 2018, there was a decrease in gang-related murders, but an increase in gang-related shootings during the month under review. Gang-related burglaries and robberies also declined.

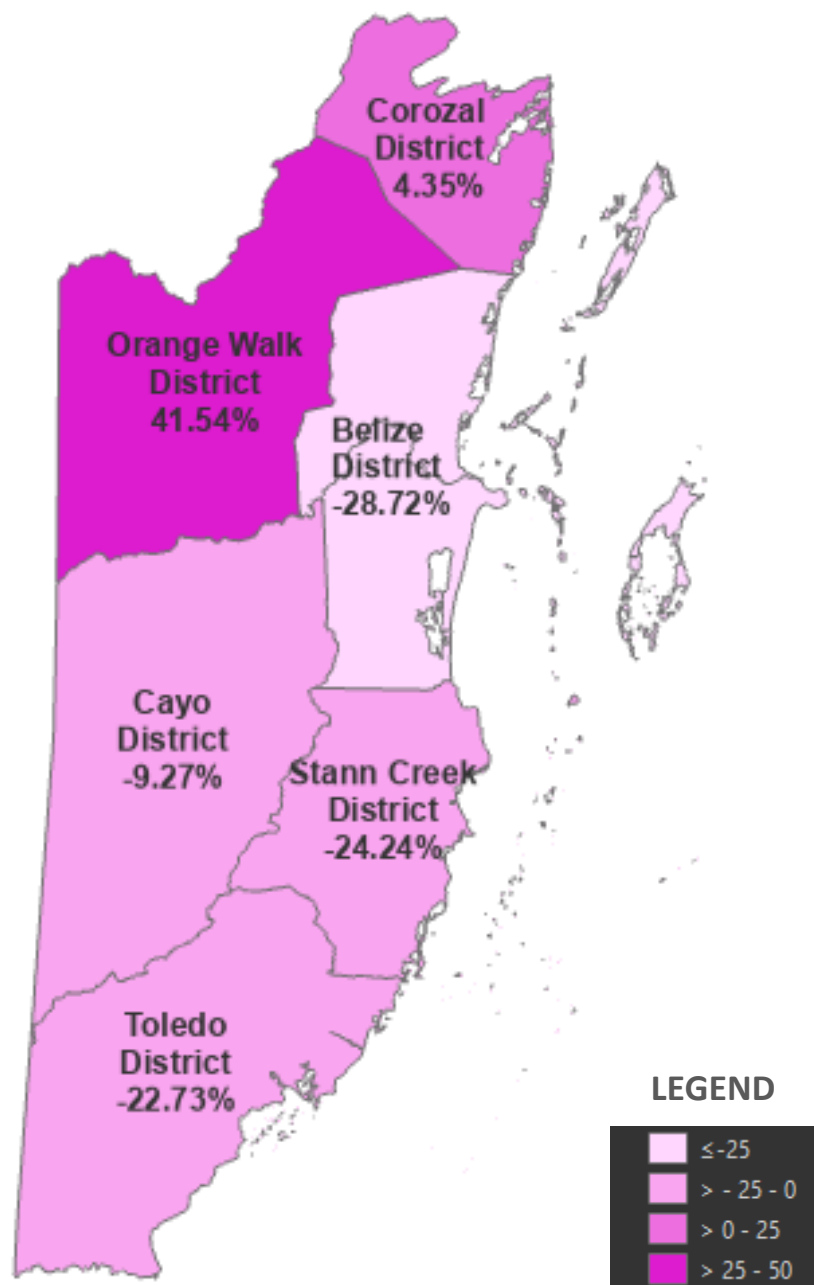
*(Data sources: Belize Police Department, Joint Intelligence Coordinating Center and Gang Suppression Unit)*

# Crime Analysis Report

PERIOD: 1<sup>st</sup> – 31<sup>st</sup> July 2019



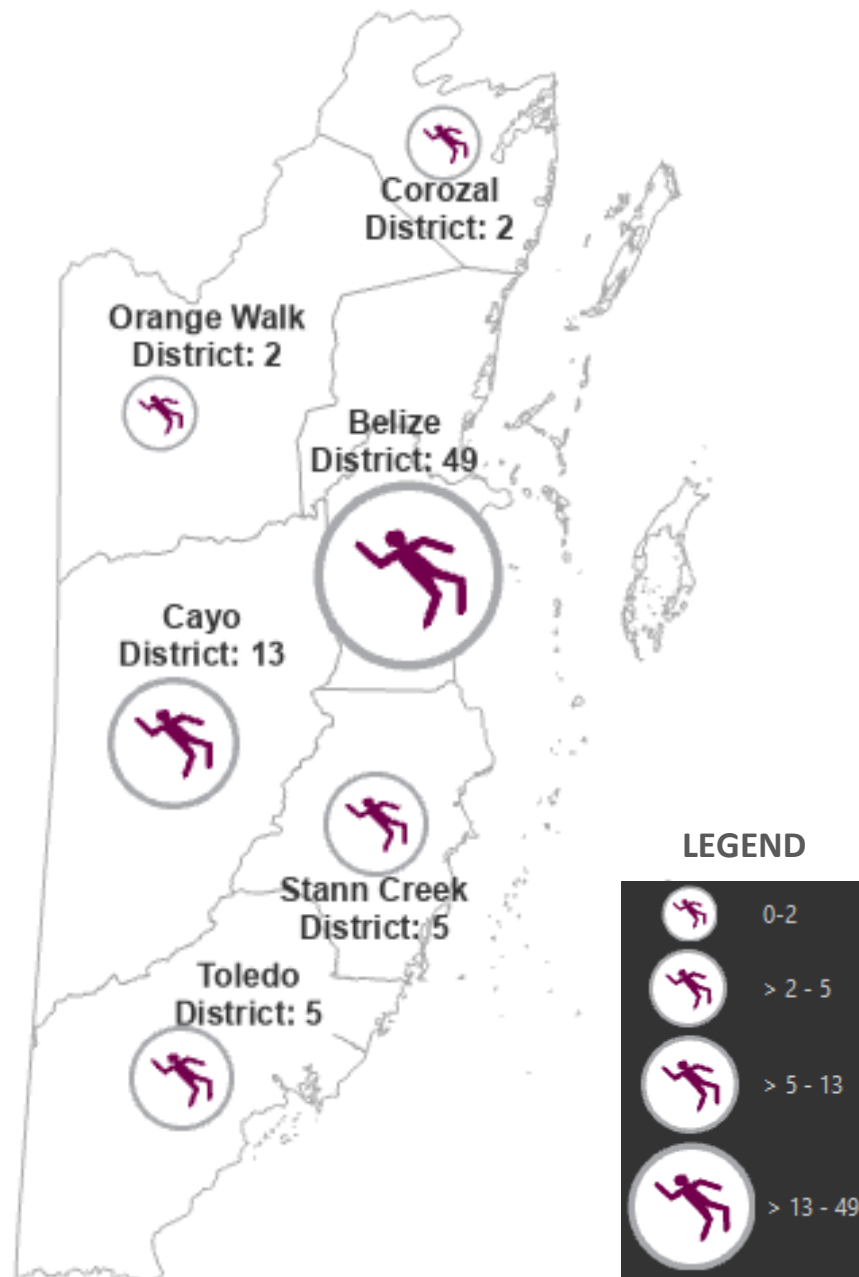
**MAP 1: Percent Change in Major Crimes by District, January to July 2019**



# Crime Analysis Report

PERIOD: 1<sup>st</sup> – 31<sup>st</sup> July 2019

Map 2: Number of Murders Recorded by District, January to July 2019

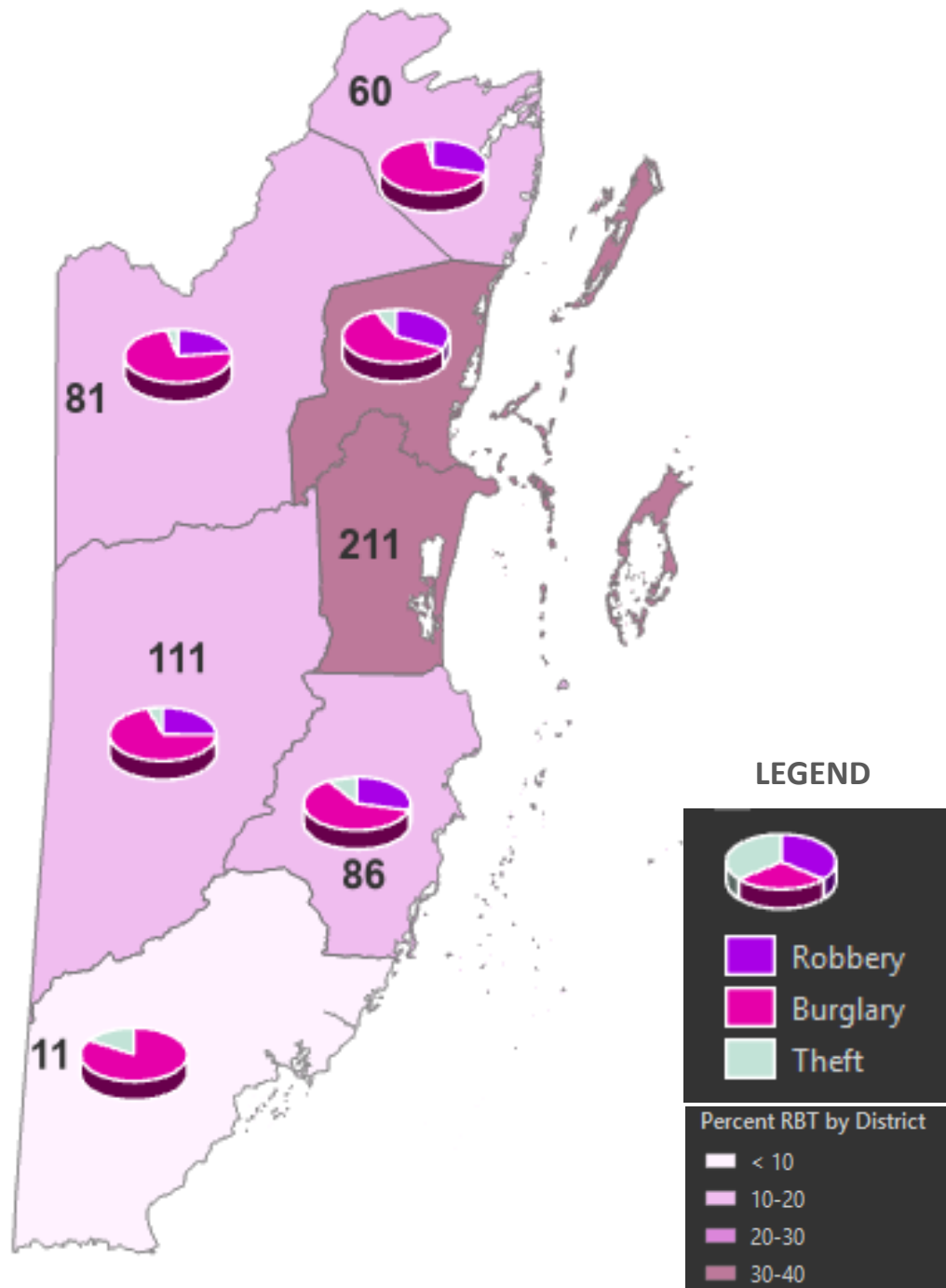


# Crime Analysis Report

PERIOD: 1<sup>st</sup> – 31<sup>st</sup> July 2019



Map 3: Breakdown of Property Crimes by District, January to July 2019



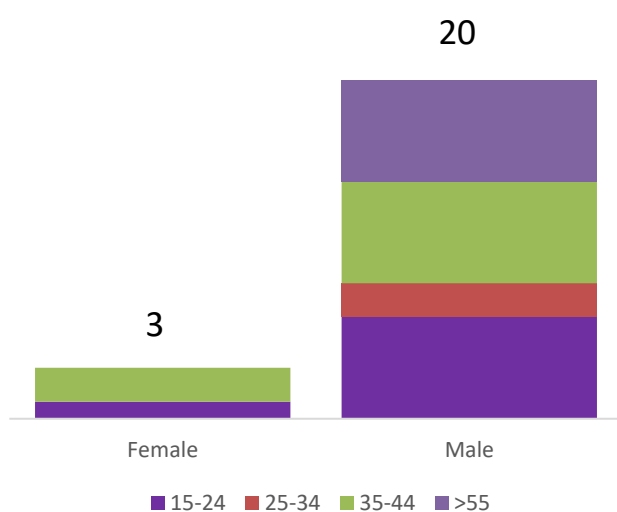
# Crime Analysis Report

PERIOD: 1<sup>st</sup> – 31<sup>st</sup> July 2019



## Manner of Death

During July 2019, the National Forensic Science Service examined 45 deaths (37 males and 8 females). In all, just over half the deaths (23 of 45) were violent deaths classified as homicides (14), suicides (2), and road traffic accident (RTA) fatalities (7). There were also 2 drownings.



**51%**  
of autopsies were done  
on victims of violent deaths:  
homicides, suicides and RTAs

Chart M: Sex and age of victims of homicides, suicides or RTAs on whom autopsies were done for July 2019  
(Data source: National Forensic Science Service)

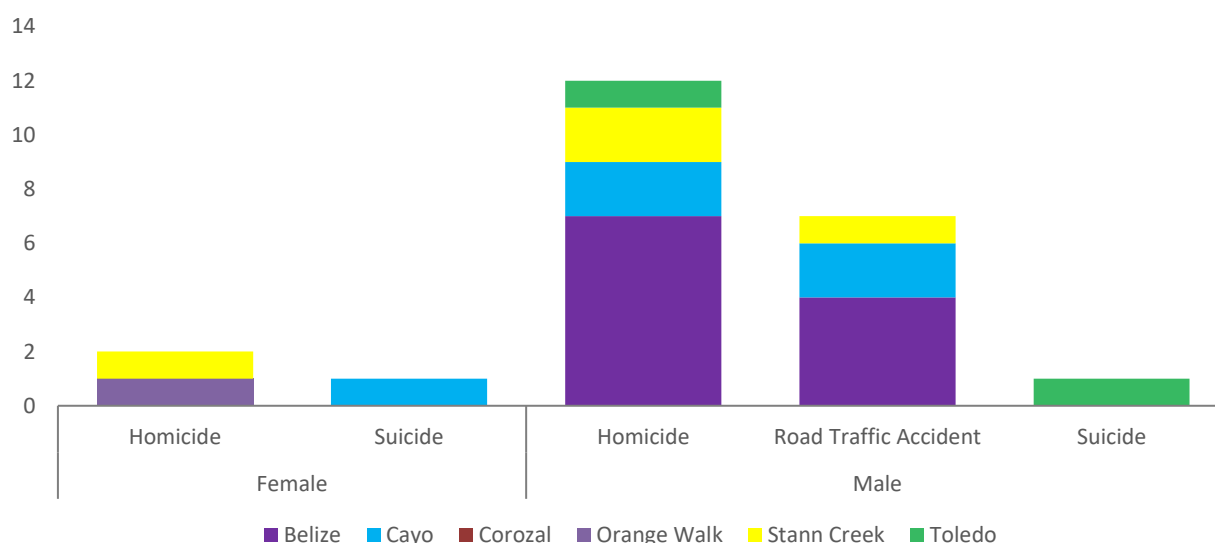


Chart N: Number of autopsies for victims of homicides, suicides or RTAs, disaggregated by sex and district of incident for July 2019  
(Data source: National Forensic Science Service)

# Crime Analysis Report

PERIOD: 1<sup>st</sup> – 31<sup>st</sup> July 2019



The National Forensic Science Service (Scenes of Crime Unit) processed 270 scenes during July 2019. The most prevalent incident type was burglary, for which 75 scenes were processed. A total of 67 road traffic accident scenes and 14 homicide scenes were also processed.

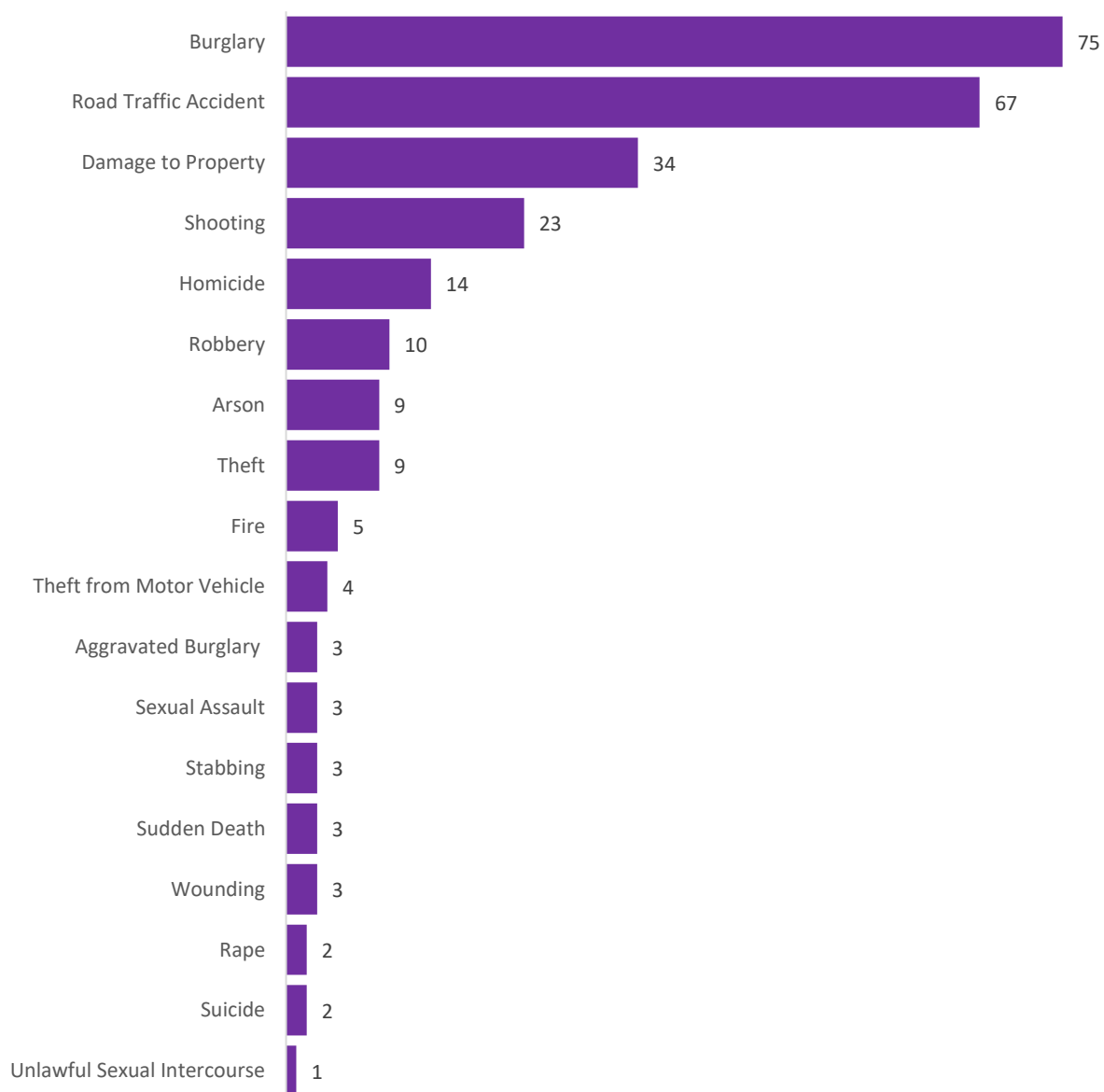


Chart O: Scenes processed for July 2019 by the National Forensic Science Service by Category (suspected at the time of processing the scene).

(Data source: National Forensic Science Service)

# Crime Analysis Report

PERIOD: 1<sup>st</sup> – 31<sup>st</sup> July 2019



## Imprisonment

During the month of July 2019, 90 people (13 females and 77 males) were listed as newly convicted inmates at the Belize Central Prison, an increase by 15.4%, from 78 recorded for July 2018. During July 2019, 34 inmates were convicted of illegal entry. Meanwhile, there were 120 people remanded to prison during July 2019 – an increase of 2.6% when compared with July 2018 (when 117 were remanded). Youths ages 18 to 25 were the most frequently incarcerated.

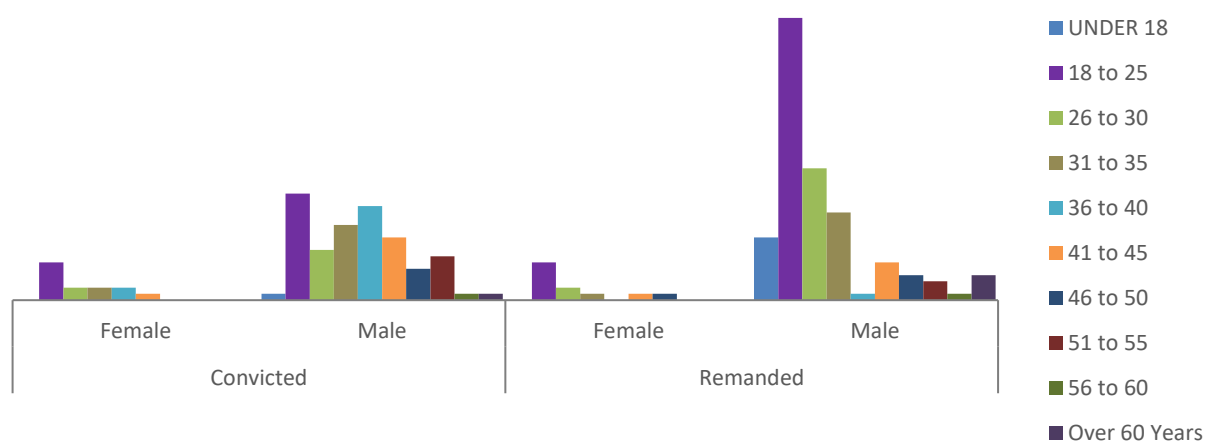


Chart P: Number of persons remanded and convicted during July 2019, according to sex and age.

(Data source: Belize Central Prison/Kolbe Foundation)

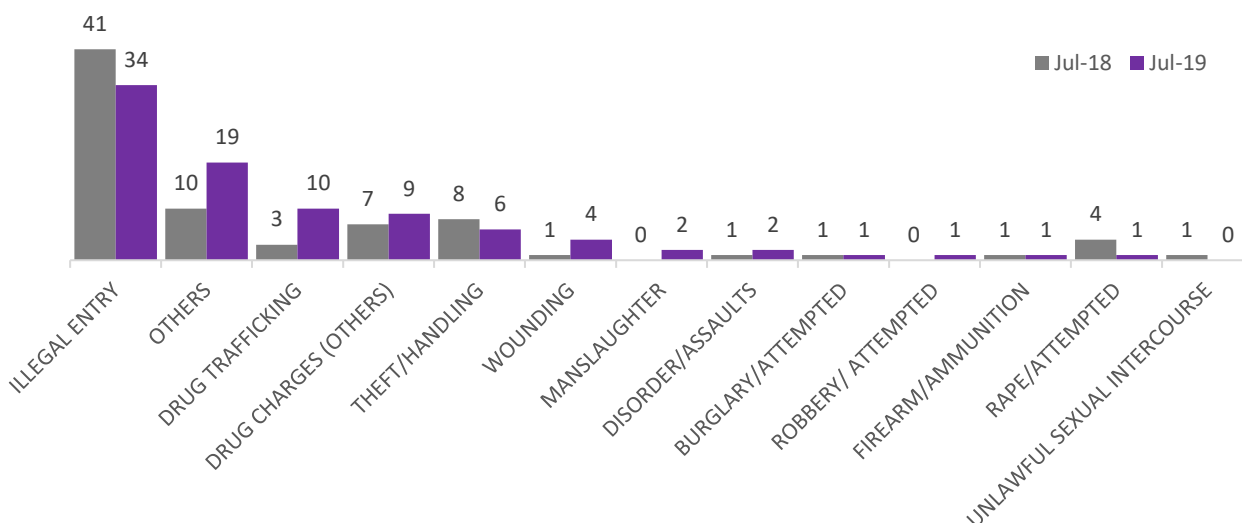


Chart Q: Number of persons convicted by offence during July 2019, compared to July 2018.

(Data source: Belize Central Prison/Kolbe Foundation)



# Crime Analysis Report

PERIOD: 1<sup>st</sup> – 31<sup>st</sup> July 2019

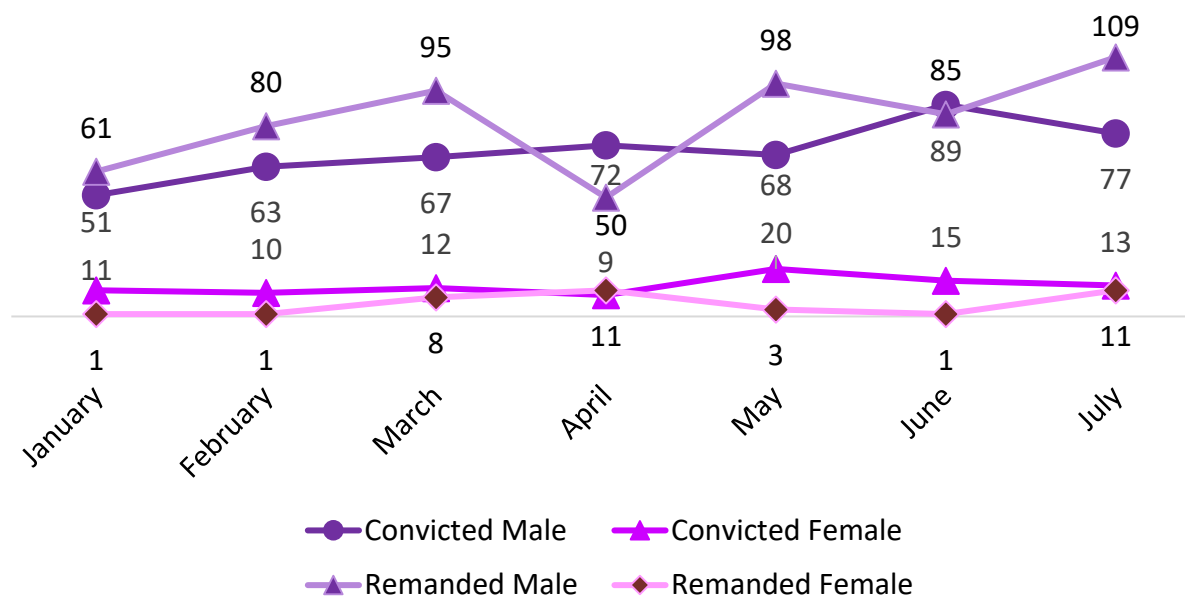


Chart R: Total Number of People Convicted and Remanded, disaggregated by sex for January to June 2019.

(Data source: Belize Central Prison/Kolbe Foundation)

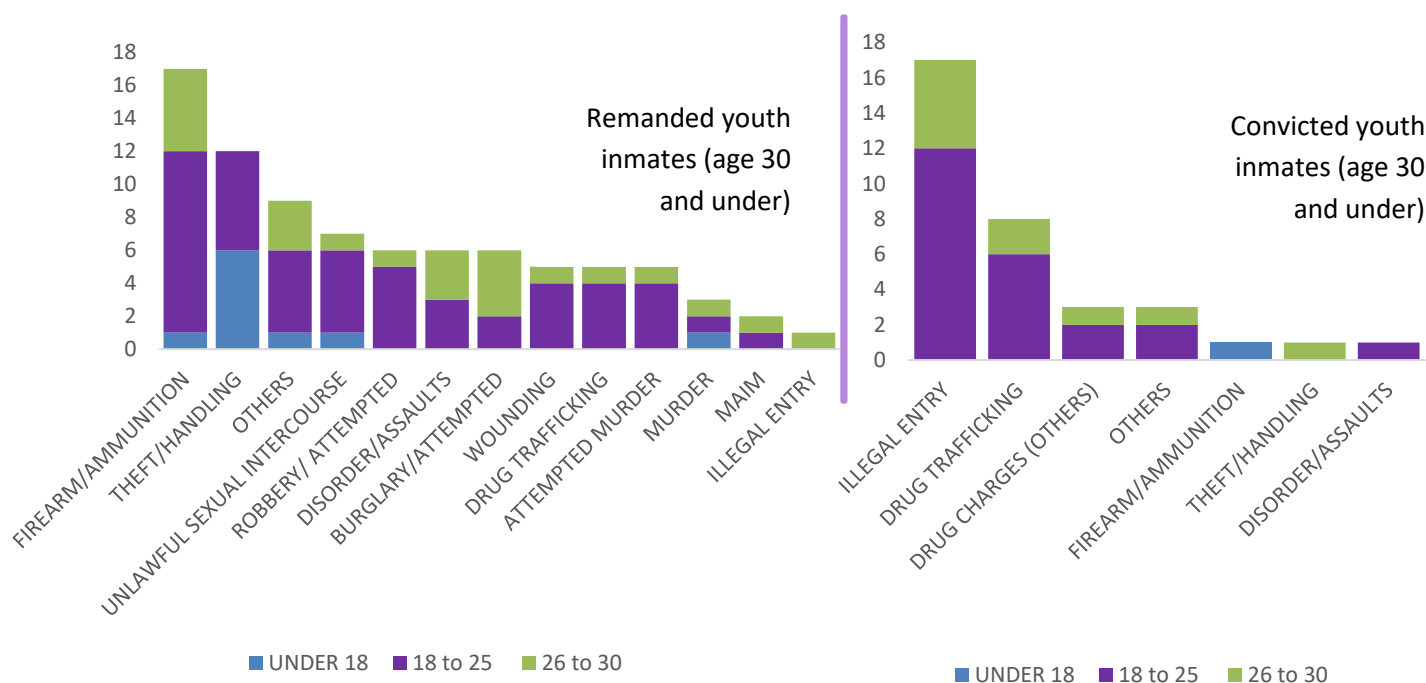


Chart S: Number of Remanded and Convicted inmates ages 30 and under, disaggregated by offence, for the month of July 2019.

(Data source: Belize Central Prison/Kolbe Foundation)

## GLOSSARY

**Gang-related crime:** a criminal offence carried out by a gang or member of a gang, as classified by the Belize Police Department. The 2018 Amendment to The Crime Control and Criminal Justice legislation (Chapter 102 of the Laws of Belize) regards “any criminal activity or any enterprise, pursuit or undertaking in relation to a serious offence, acquiesced in, or consented or agreed to, or directed, ordered, authorized, requested or ratified by any gang member” as gang-related activity, and includes a schedule of serious offences under the wider classification of gang-related activities.

**Homicide:** the unlawful killing of a human being by another human being, either intentionally or not. The homicide classification used in this report is based on the classification by the National Forensic Science Service, for reporting purposes and includes murder and manslaughter.

**Major Crime:** The Belize Police Department includes six crime types under its classification of major crimes: murder, rape, unlawful sexual intercourse, robbery, burglary and theft. Only theft of items valued BZ\$5,000 and above are included among major crimes.

**Police Formation/Precinct:** The Belize Police Department operates 17 policing areas, referred to as formations and precincts. The Belize City area is divided into four precincts: Precinct 1, Precinct 2, Precinct 3, and Precinct 4. Orange Walk has one police formation, and so does Corozal. Punta Gorda is the police formation for the entire Toledo District. Stann Creek is divided into three policing areas: Placencia, Dangriga and the Intermediate Southern Formation in Independence Village. The divisions exist for operational purposes and are not necessarily geographic. For example, the Belmopan Formation includes some surrounding villages, such as Roaring Creek and Armenia.

**Property Crimes:** robberies, burglary and theft, involving the deprivation of the victim of any form of property, including cash, livestock, household goods, motor vehicles, etc.

**Sexual Violence:** The two major crimes classified as sexual violence in this report are rape and unlawful sexual intercourse.

**Suicide:** The act of an individual taking his or her own life.

**Violent Death:** Any form of death that results from an external factor, such as the use of a weapon or any object, toxin, or means of force, either by another person or the victim, whether the fatality was accidentally or intentionally caused. This report focuses on three types of violent deaths: homicides, suicides and road traffic fatalities.

---

***Note:** We’ve realigned the first section of this report to focus more closely on major crimes and to provide more year-to-date analysis in addition to analysis for the month under review.*

EXPLORE AND DOWNLOAD DATA from

BCO's Open Data Site: <http://hub-belizeco.opendata.arcgis.com/>



*“Supporting Improvements in  
Citizen Security by Informing,  
Interpreting, and Influencing  
the Understanding of Crime.”*

---

**Belize Crime Observatory**  
Ministry of National Security (Home Affairs)



----  
[bco.gov.bz](http://bco.gov.bz)



[bco@nsc.gov.bz](mailto:bco@nsc.gov.bz)

---

*DATA SOURCES: Belize Police Department - Joint Intelligence Coordinating Center and Gang  
Suppression Unit; the National Forensic Science Service; and the Belize Central Prison.  
Figures are reported as of July 2019. Any future revisions will be noted in subsequent reports.*