



2022 BELIZE CRIME OBSERVATORY STATISTICAL REPORT

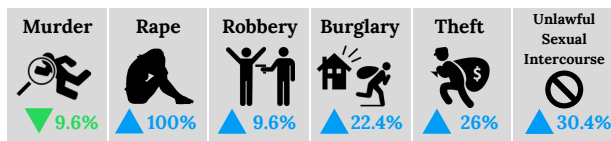


TABLE OF CONTENTS

HIGHLIGHTS	1
MAJOR CRIMES	2
MURDERS	3
MURDERS-Belize City	4
GENDER-BASED VIOLENCE	5
SUICIDES	6
ROAD TRAFFIC FATALITIES	7
INCARCERATION	8

MAJOR CRIMES

- Police recorded **1,035** major crimes during 2022. This reflected an increase of **17.2%** relative to January to December 2021. That is a total of **152** more crime records compared to 2021.
- Burglary accounted for **53.9%** of the major crimes. There was an increase of **22.4%** in burglary cases. This is **102** more records compared to the same time period in 2021.



MURDERS/MURDERS IN BELIZE CITY

- The murder rate for 2022 is **25.6** victims per 100,000 population. During 2022, there were **113** murders recorded by Police, representing a decline of **9.6%** when compared to 2021.
- In 2022, the murder rate in Belize City was **62.67** victims per 100,000 population representing a decline of **13.7** when compared to 2021.



Approximately 9 men and 1 women victims of murder every month.

GENDER-BASED VIOLENCE

- During 2022, the police-registered cases of gender-based violence in selected categories included **1,099** Domestic Violence cases, **60** Unlawful Sexual Intercourse cases, and **24** Rape cases.



SUICIDES

- In 2022, there were **37** suicides recorded. This represents a decrease of **15.9%** compared to the previous year.
- In 2022, Belize District accounted for **11** suicides. This represents a decrease of **35.3%** compared to 2021. The Belize District accounted for **29.7%** of the suicides recorded during 2022.

ROAD TRAFFIC FATALITIES

- The Cayo District recorded the most (**21**) road traffic fatalities in 2022 followed by the Belize District with **18** road traffic fatalities. The Toledo District (**4**) recorded the least road traffic fatalities for the year 2022.

INCARCERATION

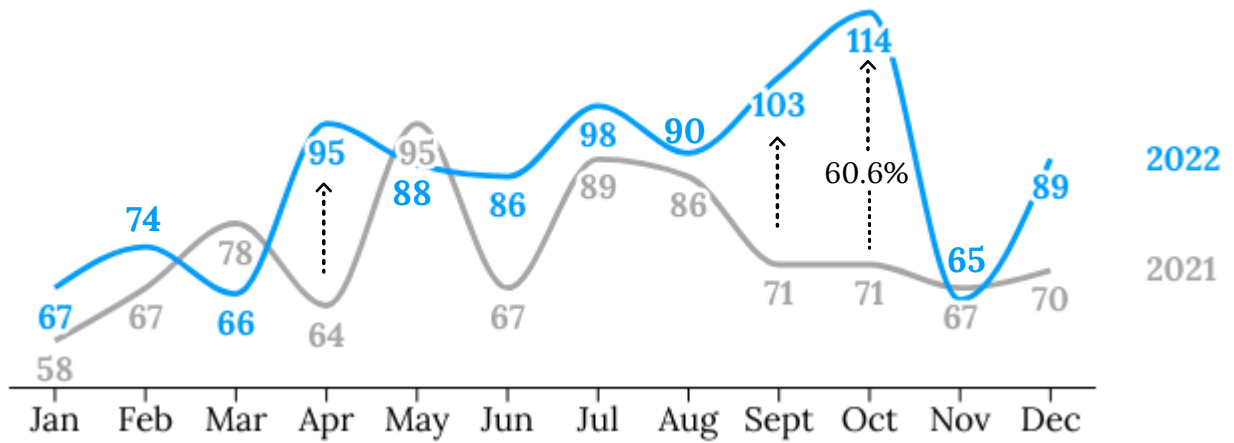
- Out of the total **1,199** inmates, **763** were convicted and **436** remanded. Of the **763** convicted, **738** are males and **25** are females. Of the **436** remanded, **425** are males and **11** are females.



Police recorded 1,035 major crimes during 2022. This reflected an increase of 17.2% relative to January to December 2021. That is a total of 152 more crime records compared to 2021.

The greatest increase in major crimes for the period January to December 2022 was recorded in October with an increase of 60.6%. That is 114 crimes were recorded for October 2022 while 71 were recorded in 2021.

Total number of major crimes by month



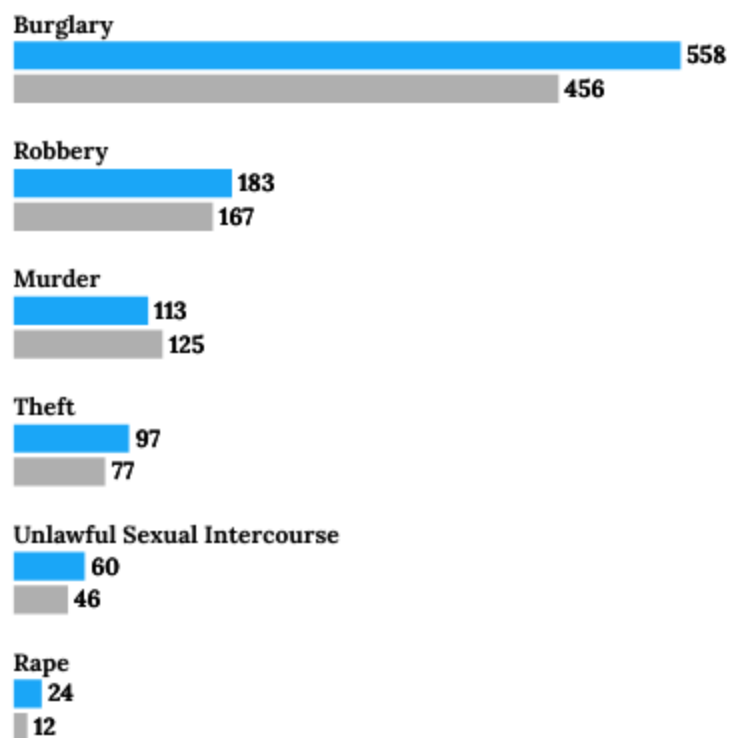
Burglary accounted for 53.9% of the major crimes. There was an increase of 22.4% in burglary cases. This is 102 more records compared to the same time period in 2021.

Robbery accounted for 17.9% of all major crimes recorded by Police during 2022. The number of incidents of robbery increased by 9.6% compared to 2021.

Murder accounted for 10.9% of all major crimes recorded by Police during 2022. The number of incidents of murder increased by 9.6% compared to 2021.

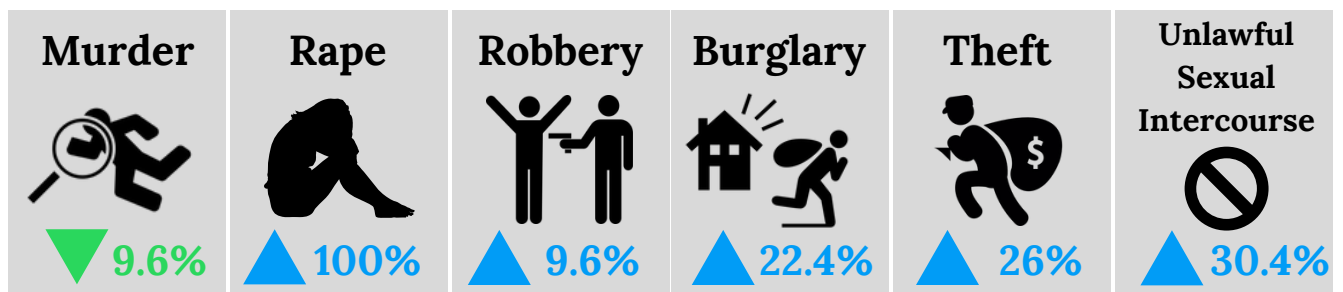
Rape accounted for 2.3% of major crimes recorded by Police during 2022. Incidents of rape doubled in 2022.

Total number of major crimes by category



■ 2022 ■ 2021

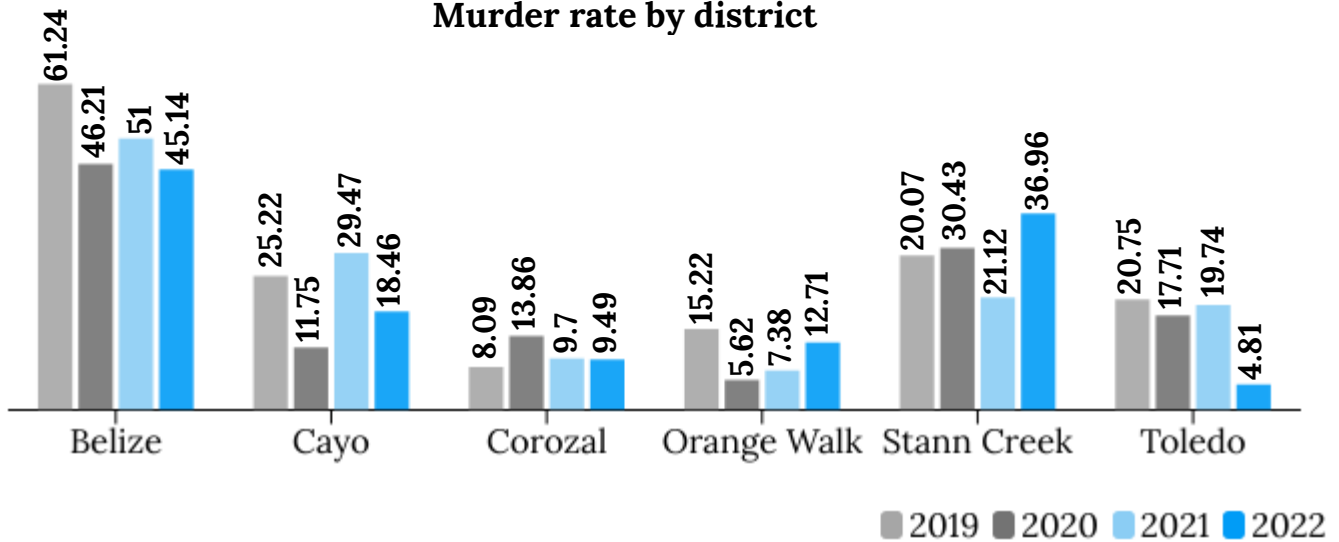
Major crimes percent change by category



The murder rate for 2022 is 25.6 victims per 100,000 population. During 2022, there were 113 murders recorded by Police.

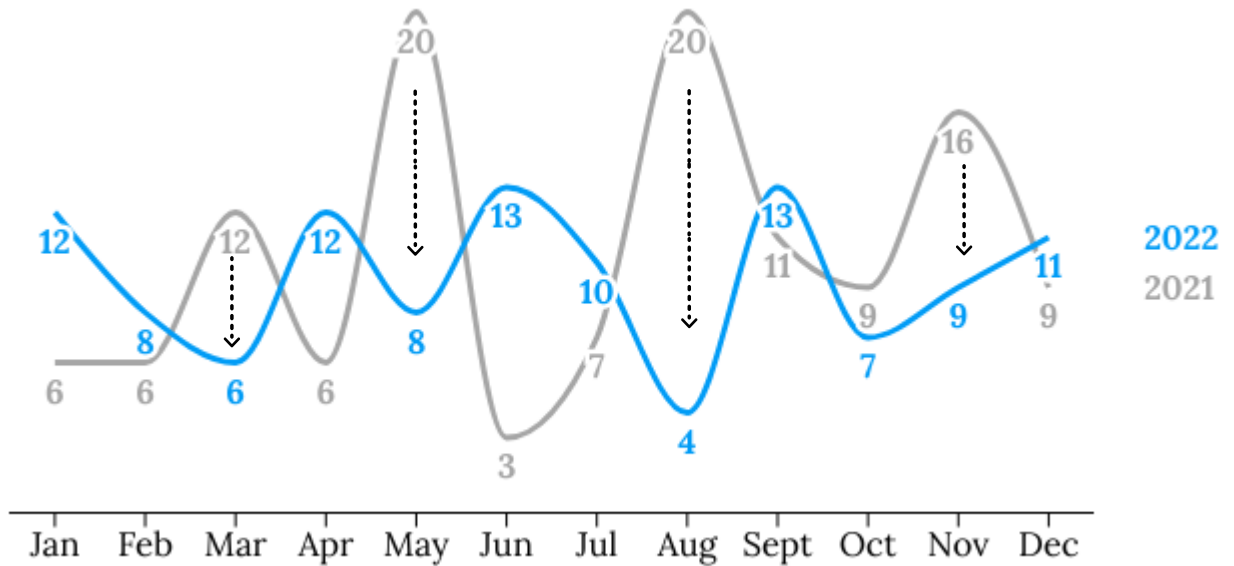
Although murders declined nationally there was an increase in murders recorded in Orange Walk and Stann Creek compared to 2021. The Belize District accounted for 53.9% of the murders recorded during 2022.

Murder rate by district

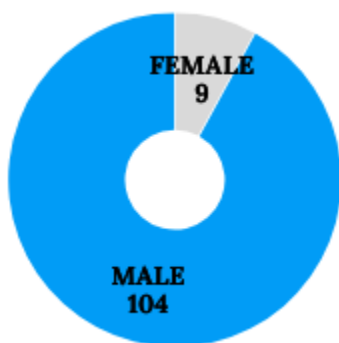


The months with the greatest number of murder victims reported from January to December 2022 were January, April, June, and September with 12, 13, 12 and 13 respectively.

Total number of murders by month



Total number of murder victims by sex

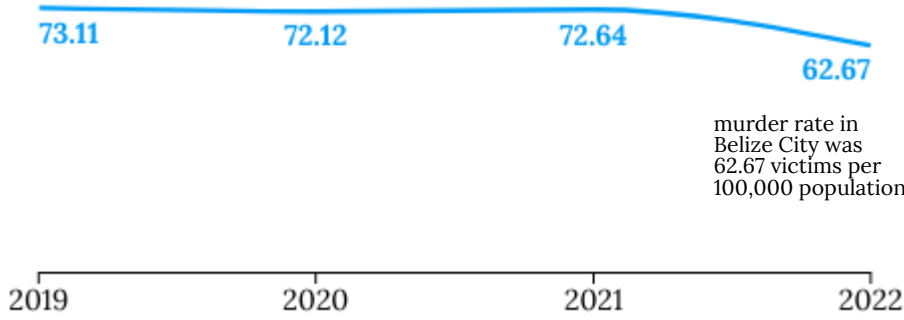


During 2022 there 104 male victims and 9 female victims of murder.



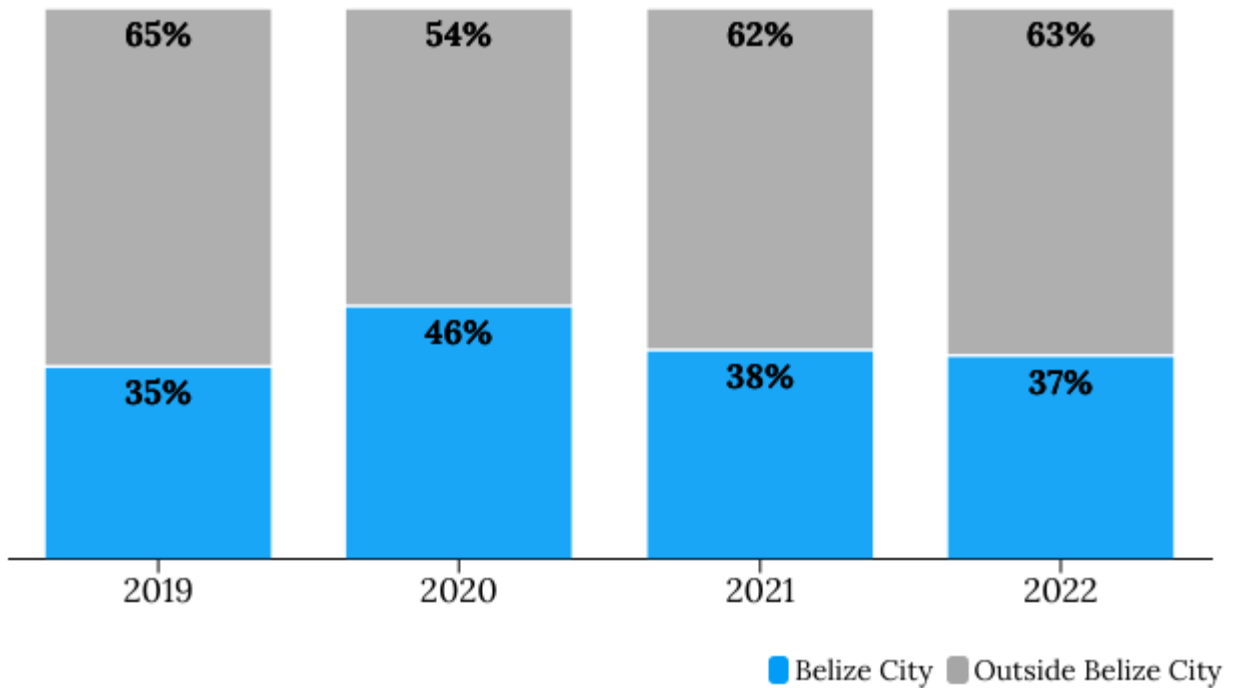
Approximately 9 men and 1 women victims of murder every month.

Murder rate for Belize City



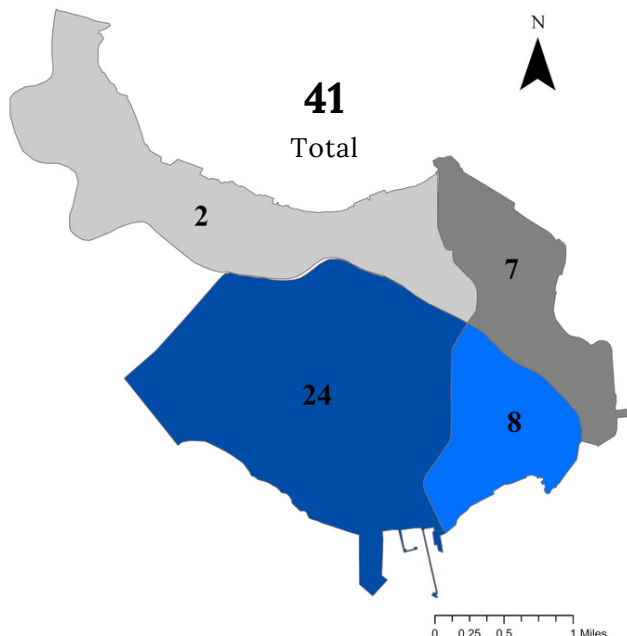
The country's murder rate decline was 11.9 from 2021 to 2022 of which Belize City murder rate represents a decline of 13.7 when compared to 2021.

Total Percentage of Murders in Belize City, 2019-2022



During 2022, 37% of the murders were recorded by Police in Belize City, while 63% of the murders were recorded outside Belize City, representing an increase of 1.6% for murders recorded outside Belize City and a decrease of 2.6% for murders recorded in Belize City compared to 2021.

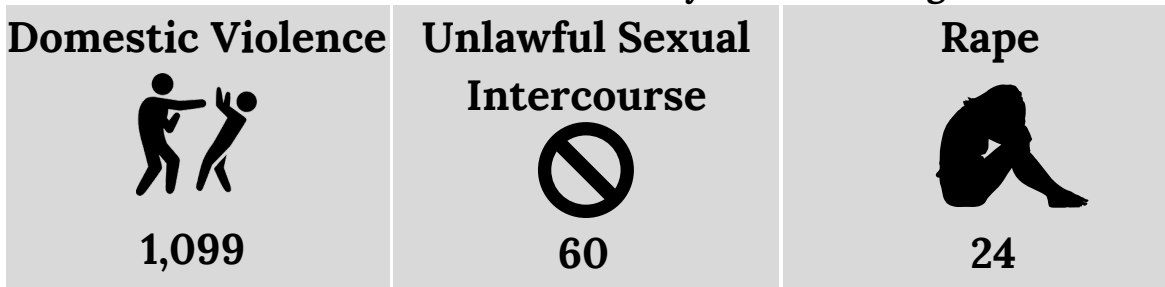
Total Belize City Murders by Precinct



- > In 2022, Police recorded 24 murders in Precinct 2. This represents 58.5% of murders recorded in Belize City.
- > In Precinct 1 there were 8 murders recorded which accounted for 19.5%.
- > In Precinct 3 and Precinct 4, there were 7 and 2 murders recorded respectively.

During 2022, the police-registered cases of Gender-Based Violence in selected categories included 1,099 Domestic Violence cases, 60 Unlawful Sexual Intercourse cases, and 24 Rape cases.

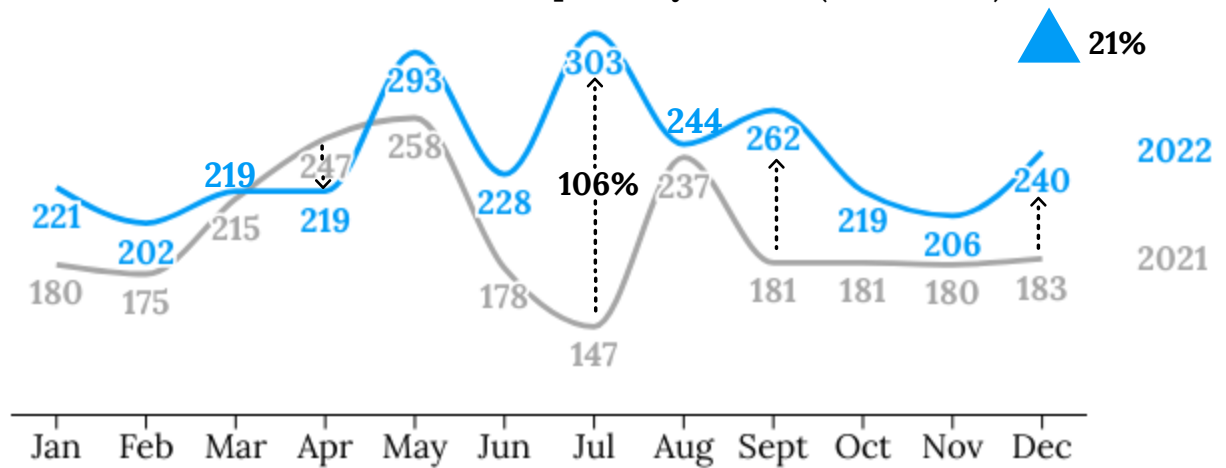
Gender-Based Violence cases by selected categories



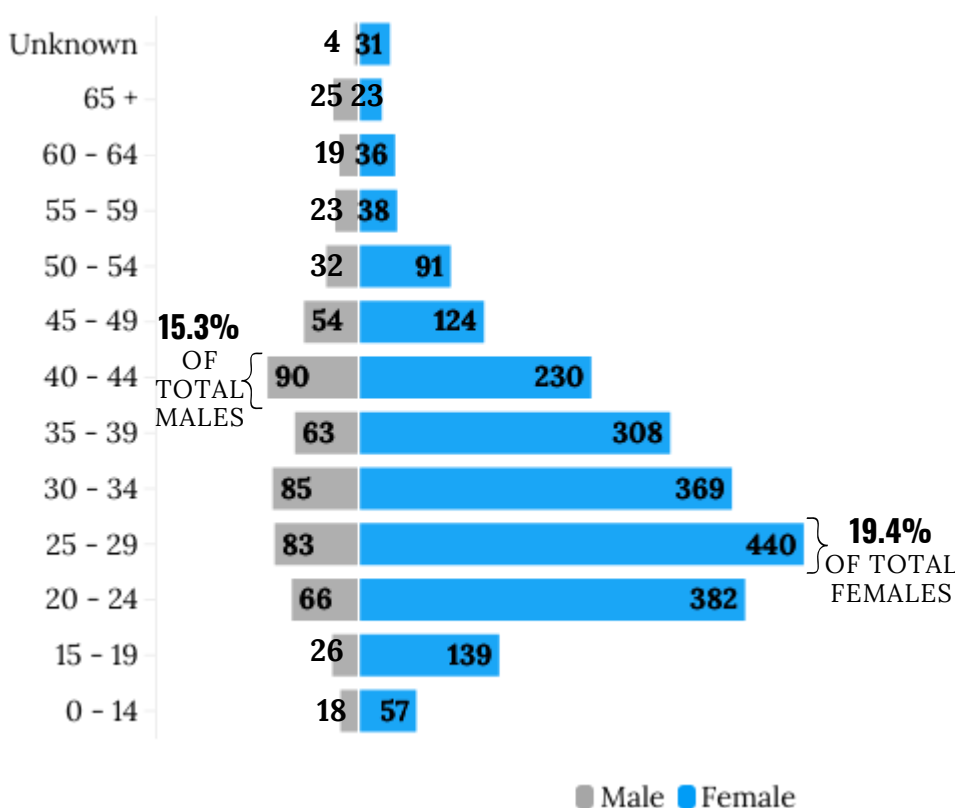
Note: Not all domestic violence reports result in cases

There was a total of 2,856 Domestic Violence Reports. This was an increase of 21% relative to 2021. This is a total of 494 more reports in 2022 compared to 2021. April was the only month with a decrease. July 2022 recorded the greatest increase in reports of 106%.

Domestic Violence reports by month (2021-2022)



Domestic Violence reports by age group and sex

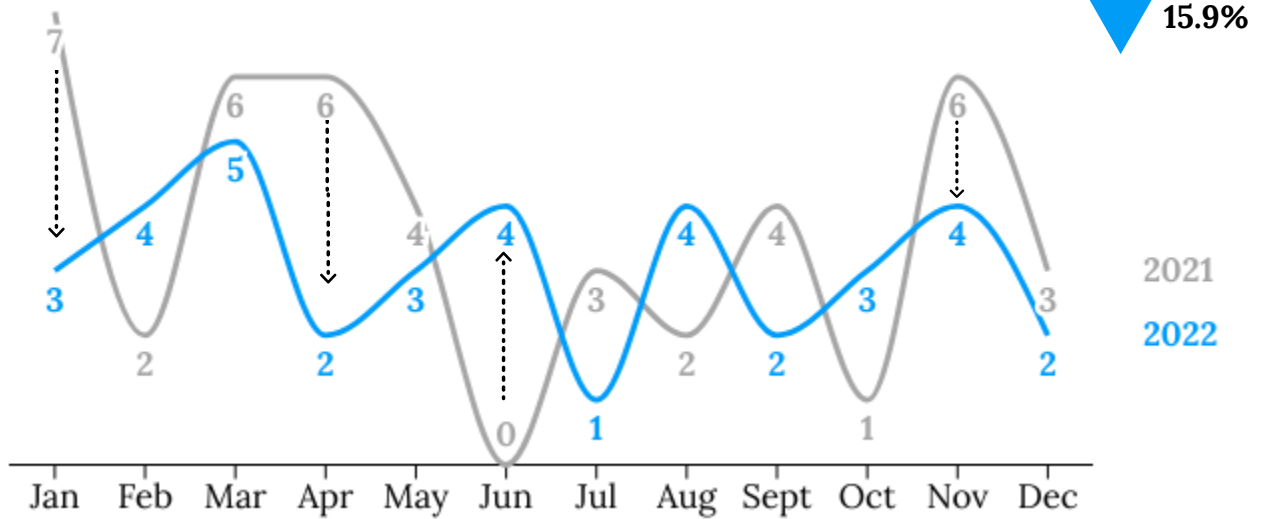


During 2022, almost 8 in 10 reports were for female victims. Most reports were filed by females aged 20 to 44 years.

The largest percentage of female Domestic Violence complainants were between the ages of 25 to 29 years.

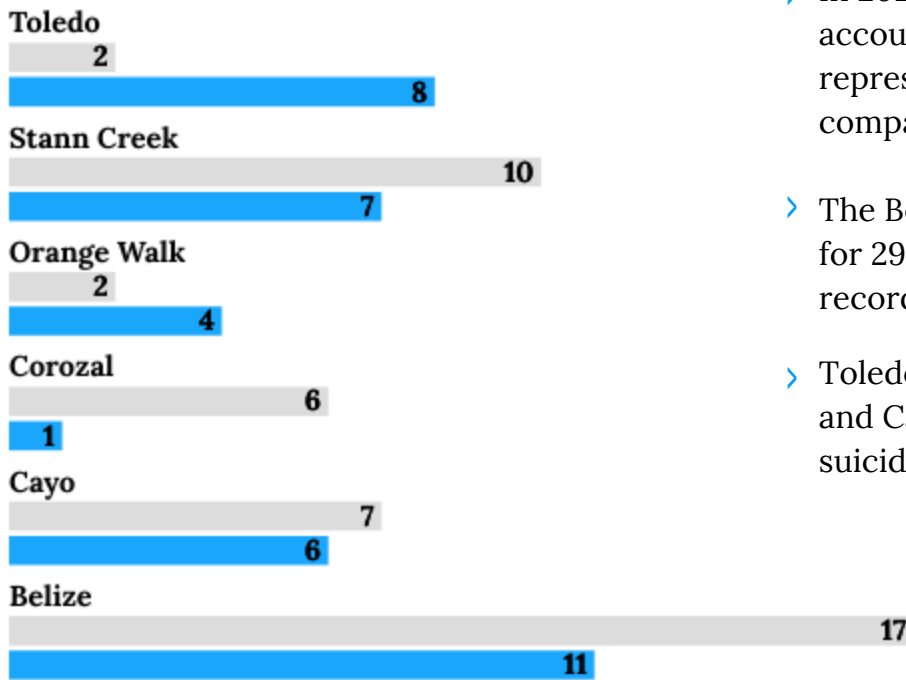
Meanwhile for males, the largest percentage of Domestic Violence male complainants were between the ages of 40 to 44 years.

Total number of suicides by month



In 2022, there were 37 suicides recorded. This represents a decrease of 15.9% compared to the previous year. In February, June, August and October 2022 there was an increase of 2, 4, 2 and 2 suicides incidents respectively.

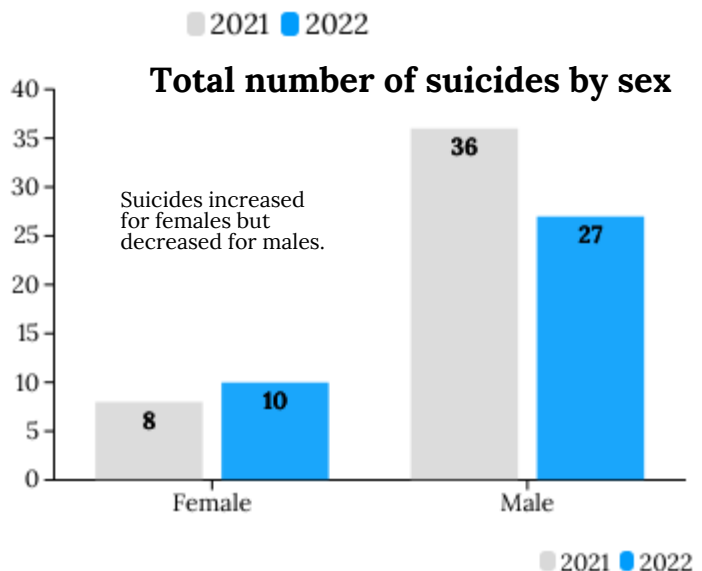
Total number of suicides by district



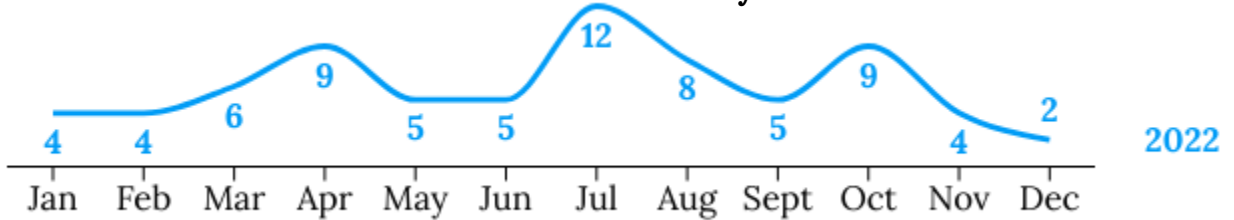
- > In 2022, Belize District accounted for 11 suicides. This represents a decrease of 35.3% compared to 2021.
- > The Belize District accounted for 29.7% of the suicides recorded during 2022.
- > Toledo accounted for 8 suicides and Cayo accounted for 6 suicides.

- > During 2022, 27 of the persons who committed suicide were males. This accounted for 73% suicides.
- > The number of suicides committed by males decreased by 25% in 2022 compared to 2021.
- > 10 of the persons who committed suicide during 2022 were females. This accounted for 27% suicides.

Total number of suicides by sex

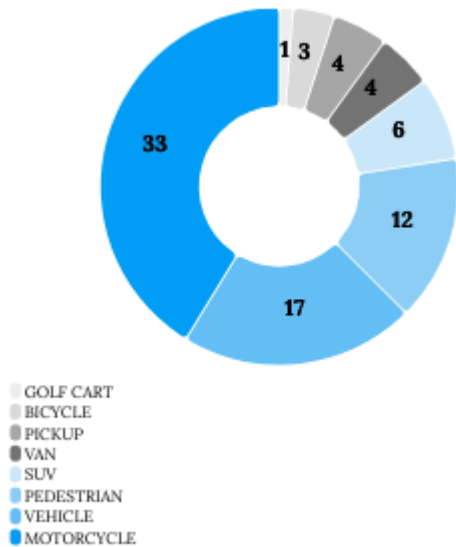


Road Traffic Fatalities by month



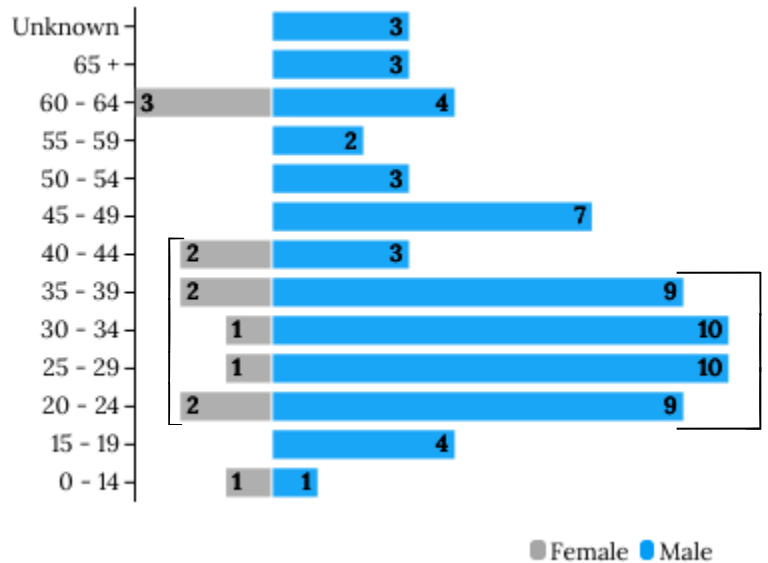
In 2022, there were 73 Road Traffic Fatalities. April, July and October recorded the highest number of fatalities with 9, 12, and 9 respectively. December recorded the least number of fatalities with 2.

Road Traffic Fatalities by mode of transportation



During 2022, the vehicle types that recorded the largest count of Road Traffic Fatalities were motorcycles (33), followed by 4-wheeled vehicle (17) and Pedestrian (12).

Road Traffic Fatalities by age group and sex

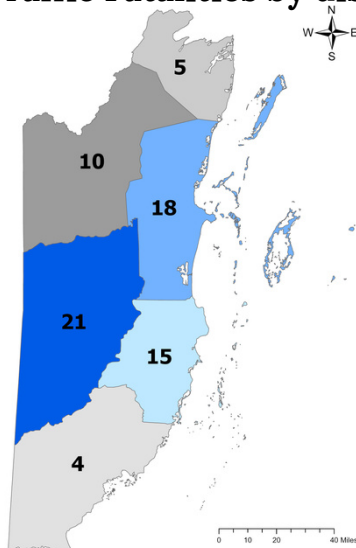


Males accounted for majority of the victims. Most of the male victims were between the ages 20- 39 years. Meanwhile, for females majority were between the ages 20-44 years.

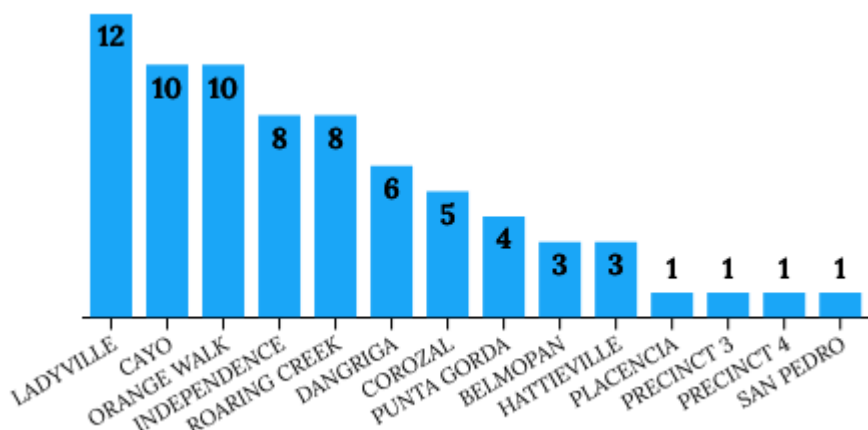
The Cayo District recorded the largest count (21) of road traffic fatalities in 2022 followed by the Belize District with 18 road traffic fatalities. The Toledo District (4) recorded the least road traffic fatalities for the year 2022.

The formation with the most recorded traffic fatalities was Ladyville followed by Cayo policing area and Orange Walk policing area with 12, 10 and 10 respectively.

Road Traffic Fatalities by district



Road Traffic Fatalities by formation or policing area



Data Source: Belize Police Department through the Joint Intelligence Coordinating Center

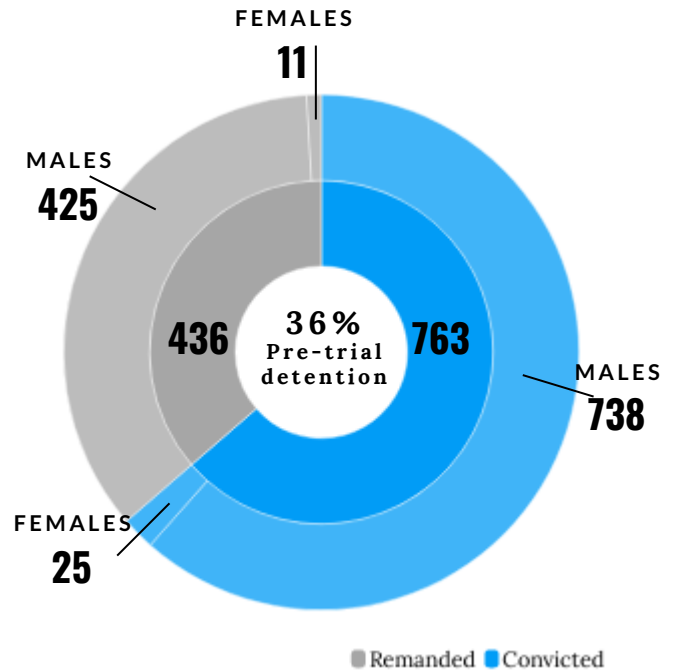


1,199
INMATES

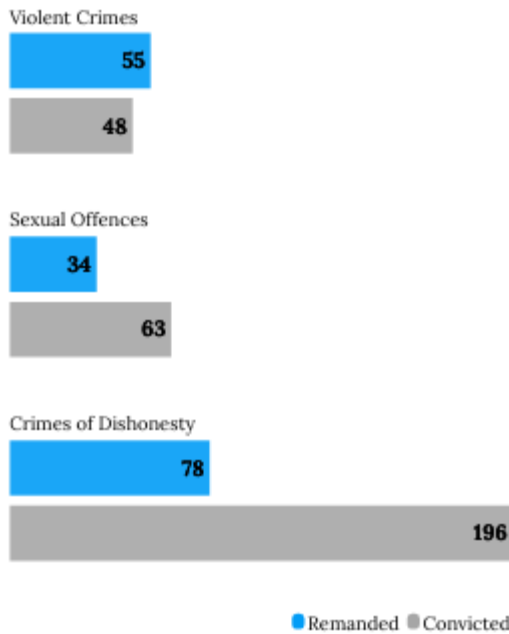
As of 31st December 2022, there were 1,199 inmates at the Belize Central Prison, of which 763 were convicted and 436 were remanded.

Of the convicted inmates, 738 were males and 25 were females. Of the remanded inmates, 425 are males and 11 are females.

Number of inmates remanded and convicted



Incarceration by offences



- In 2022, the main offences committed were for crimes of dishonesty, sexual offences, and violent crimes.
- There were 196 crimes of dishonesty, 63 sexual offences, and 48 violent crimes categorized under convicted inmates.
- For crimes categorized under remanded inmates, there were 78 crimes of dishonesty, 55 violent crimes, and 34 sexual offences.

82% of the convicted males were between the ages 18 to 45 years. For convicted females, 64% were between the ages of 18 to 35 years.

Similarly, 82% of the remanded males were between the ages 18 to 40 years. Whereas, 45% of females remanded were between the ages of 18 to 30 years.

Convicted (Right) and Remanded (Left) inmates by sex and age group

