



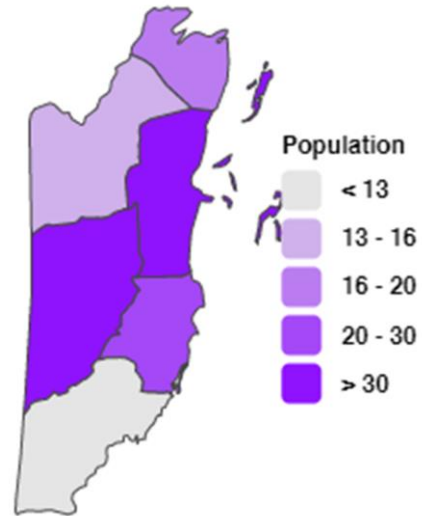
FEBRUARY 2018

# Crime Analysis Report

PERIOD: 1<sup>st</sup> – 28<sup>th</sup> February, 2018

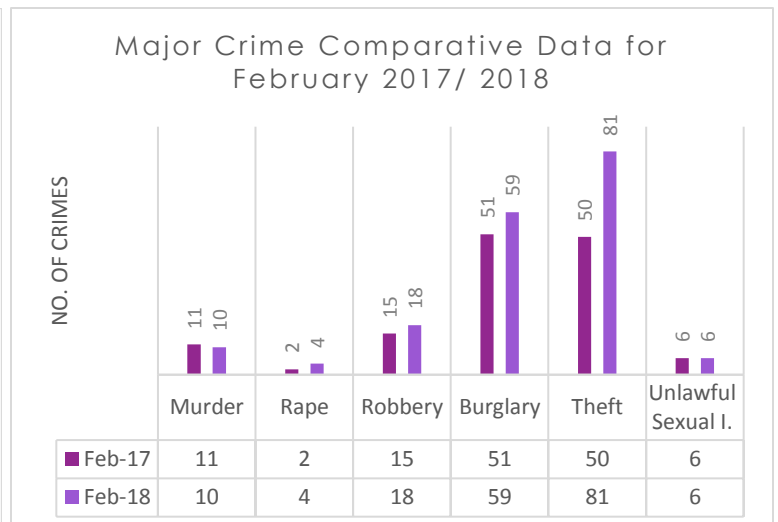
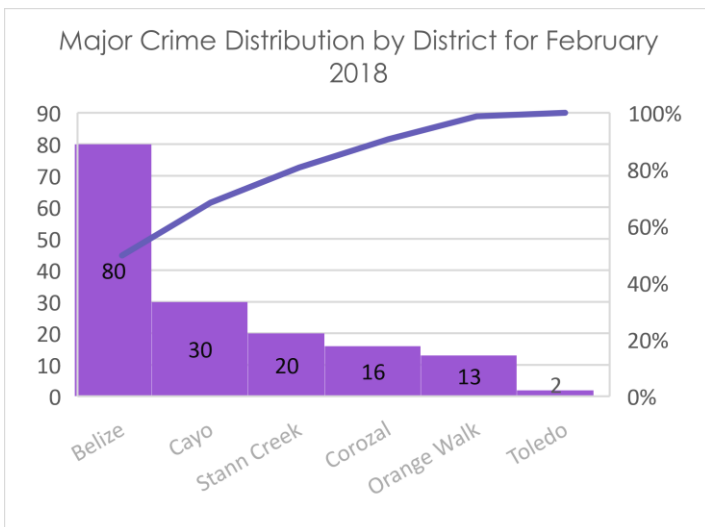
## 1. Major Crimes:

- Total **178** incidents countrywide for the month of February 2018.
- **↑** 32% (43 incidents) **increase** compared to **February 2017**, and a **decrease** of 4% (8 incidents) compared to the previous month, **January 2018**.
- **45%** Belize District
- **17%** Cayo District

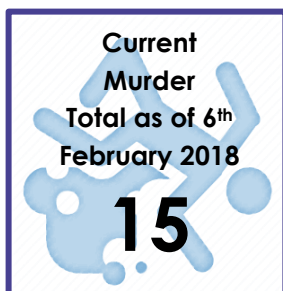
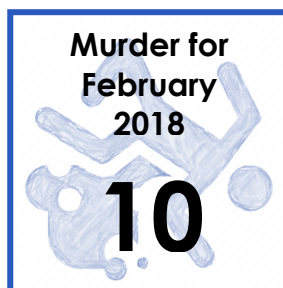
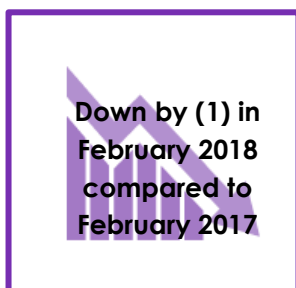


**Chart A: Major Crimes Data for February 2018, by location**

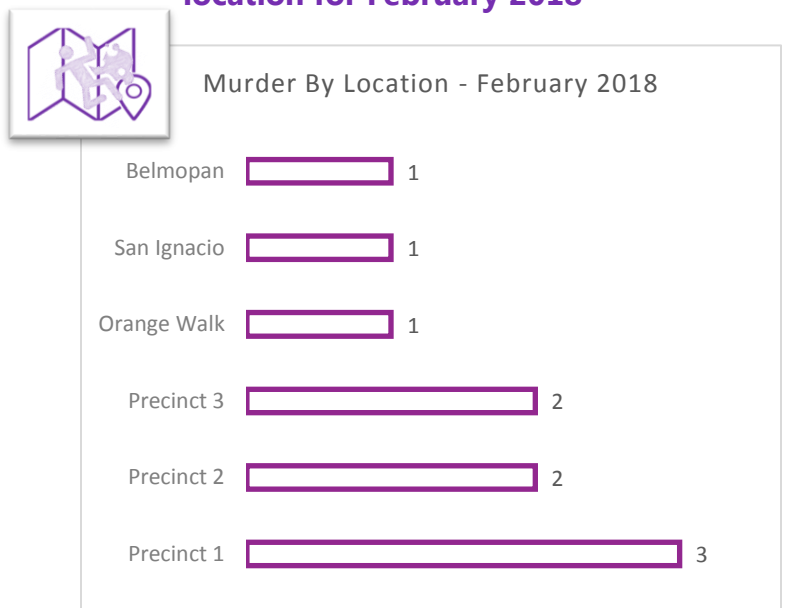
**Chart B: Major Crimes Comparative Data for February 2017/2018**



## Murder:

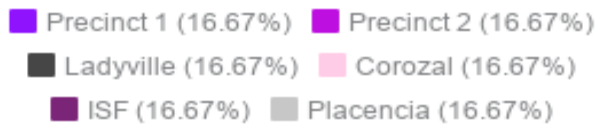


**Chart C: Murder Data by location for February 2018**



## Sexual Offenses

Unlawful Sexual Intercourse February 2018



## Property Crimes

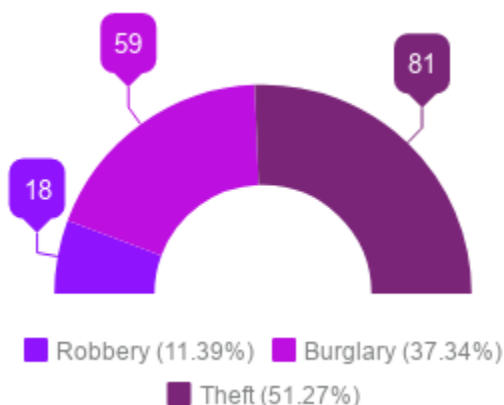
### Robbery/Burglary/Theft:

Of the **(178)** major crimes that occurred in February 2018, **Robbery, Burglary, and Theft contributed to 89% (158)** with RBT being **(18/11%), (59/37%)** and **(81/51%)** of incidents respectively.

**Belize District** has the highest total number of RBTs in the country: Robbery **(7/8%), Burglary (39/46%),** and Theft incidents **(45/53%).**

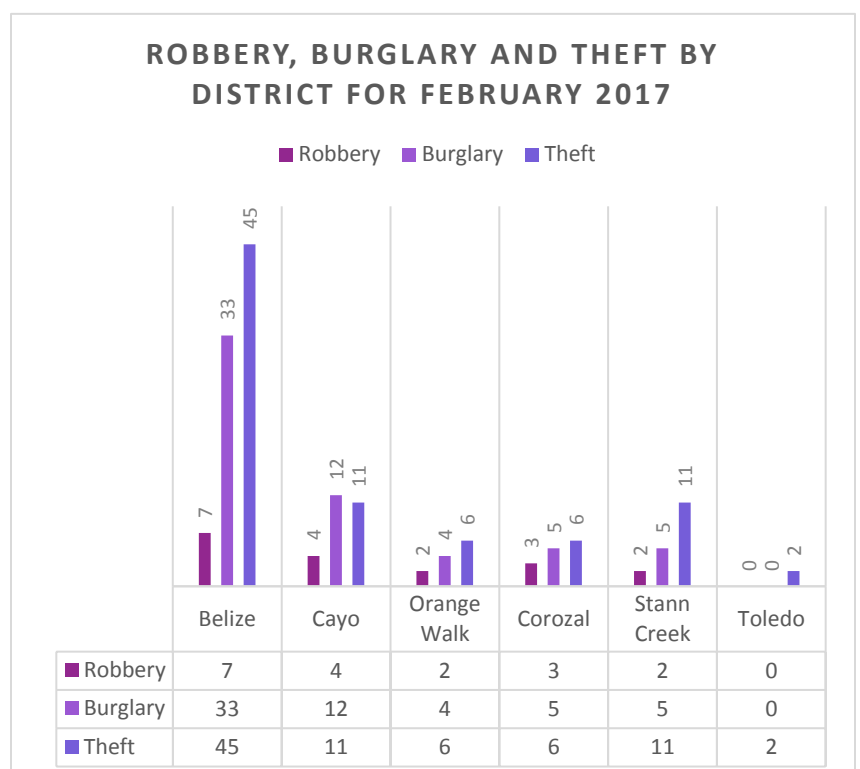
The **Cayo District** reported the **second highest number** of RBTs in the country for the month of February 2018.

Chart D: RBT Total Feb. 2018



Major Theft (above \$5000.00)	Minor Theft (below \$5000.00)
10	71

Chart E: RBT Data by District



## 2. Gangs

- Of the ninety (90) major crimes occurred in the Belize District in February 2018, twenty-two (22) incidents were classified as **gang-related** ([See disaggregation below](#))

SHOOTING



BURGLARY



MURDER



ROBBERY



THEFT



AGV.ASSAULT

