



MAY 2018

Crime Analysis Report

PERIOD: 1st – 31st May 2018

1. MAJOR CRIMES

- Total of **113** incidents countrywide for the month of **May 2018**.
- **↑** 9% (9 incidents) compared to **May 2017**, and **↓** of 18% (24 incidents) compared to the previous month, **April 2018**.
- **42%** occurred in the Belize District.
- **22%** occurred in the Cayo District.

Chart A: Major Crimes Data for May 2018, by location

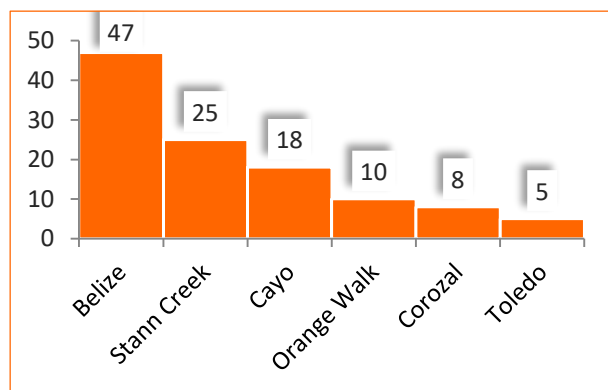
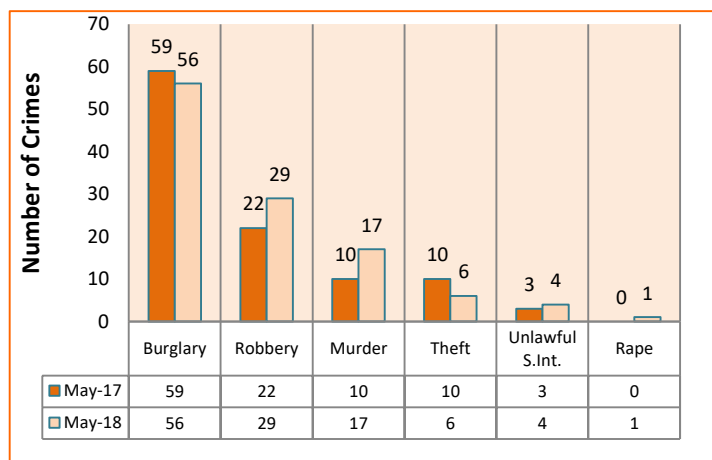
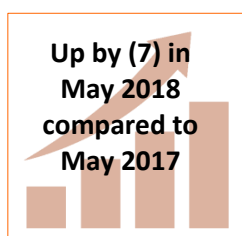


Chart B: Major Crimes Comparative Data for May 2017/2018

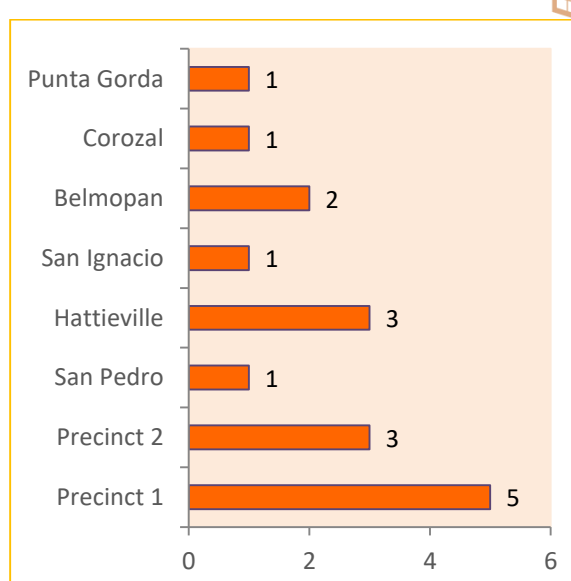


Murder:



AS OF THE END OF JUNE 2018
THERE WERE **82** MURDERS REPORTED

Chart C: Murder Data by location for May 2018



Sexual Offenses

Unlawful Sexual Intercourse May 2018



Property Crimes

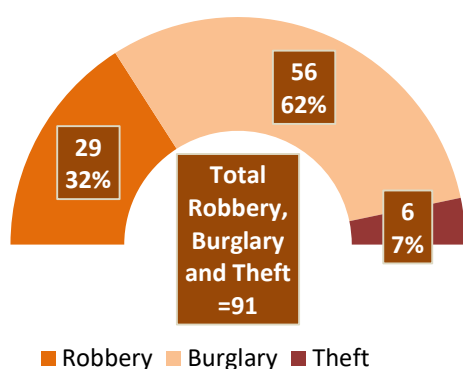
Robbery/Burglary/Theft:

Of the **113** major crimes that occurred in May 2018, **Robbery, Burglary, and Theft contributed to 81% (91)** with robbery being **29/26%**, burglary **56/50%** and theft **6/5%** of incidents respectively.

Belize District has the highest total number of RBTs in the country: robbery - **14/12%**, burglary - **19/17%**, and theft **2/2%**.

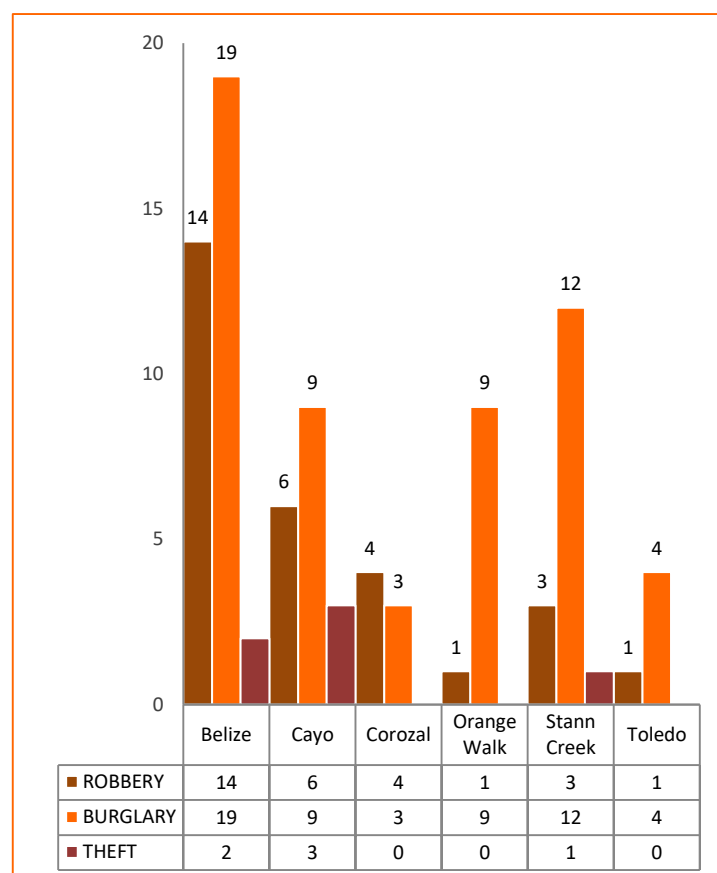
The **Cayo District** reported the **second highest number** of RBTs in the country for the month of May 2018, closely followed by the Cayo District.

Chart D: RBT Data by District



Major Theft (above \$5000.00)	Minor Theft (below \$5000.00)
6	51

Chart E: RBT Data by District



NOTE: Minor thefts are no longer included in the calculation of major crimes.

Gangs

- Of the **forty-seven (47)** major crimes reported in the Belize District during **May 2018**, **twenty-two (22)** incidents were classified as gang-related (See disaggregation below).

